



**NARSIMHA REDDY ENGINEERING COLLEGE**  
**UGC AUTONOMOUS INSTITUTION**

Maisammaguda (V), Kompally - 500100, Secunderabad, Telangana State, India

UGC - Autonomous Institute

Accredited by NBA & NAAC with 'A' Grade

Approved by AICTE

Permanently affiliated to JNTUH

**DEPARTMENT OF COMPUTATIONAL  
INTELLIGENCE  
(CSE-AIML)**

**B. TECH (R-22  
Regulation) (III  
YEAR – II SEM)**

**2025-26**

**KNOWLEDGE REPRESENTATION  
AND REASONING  
( 23AM601)**

**LECTURE NOTES**

## **CSE (Artificial Intelligence and Machine Learning)**

### **Vision**

To be a premier centre for academic excellence and research through innovative interdisciplinary collaborations  
and making significant contributions to the community, organizations, and society as a whole.

### **Mission**

- ❖ To impart cutting-edge Artificial Intelligence technology in accordance with industry norms.
- ❖ To instill in students a desire to conduct research in order to tackle challenging technical problems for industry.
- ❖ To develop effective graduates who are responsible for their professional growth, leadership qualities
- ❖ and are committed to lifelong learning.

### **QUALITY POLICY**

- ❖ To provide sophisticated technical infrastructure and to inspire students to reach their full potential.
- ❖ To provide students with a solid academic and research environment for a comprehensive learning
- ❖ experience.
- ❖ To provide research development, consulting, testing, and customized training to satisfy specific
- ❖ industrial demands, thereby encouraging self-employment and entrepreneurship among students.

B.Tech III Year II Sem-CSE (AI&ML)

L/T/P/C 3/0/0/3

**(R22A6604) KNOWLEDGE REPRESENTATION AND REASONING COURSE**

**OBJECTIVES:**

The objectives of this course are,

1. To investigate the key concepts of Knowledge Representation (KR) techniques and different notations.
2. To integrate the KR view as a knowledge engineering approach to model organizational knowledge.
3. To introduce the study of ontologies as a KR paradigm and applications of ontologies
4. 4. To understand various KR techniques and process, knowledge acquisition and sharing of ontology.

UNIT – I: The Key Concepts: Knowledge, Representation, Reasoning, Why knowledge representation and reasoning, Role of logic Logic: Historical background, Representing knowledge in logic, Varieties of logic, Name, Type, Measures, Unity Amidst diversity

UNIT – II: Ontology: Ontological categories, Philosophical background, Top-level categories, Describing physical entities, Defining abstractions, Sets, Collections, Types and Categories, Space and Time

UNIT - III :Knowledge Representations: Knowledge Engineering, Representing structure in frames, Rules and data, Object-oriented systems, Natural language Semantics, Levels of representation

UNIT – IV: Processes: Times, Events and Situations, Classification of processes, Procedures, Processes and Histories, Concurrent processes, Computation, Constraint satisfaction, Change Contexts: Syntax of contexts, Semantics of contexts, First-order reasoning in contexts, Modal reasoning in contexts, Encapsulating objects in contexts.

UNIT - V :Knowledge Soup: Vagueness, Uncertainty, Randomness and Ignorance, Limitations of logic, Fuzzy logic, Nonmonotonic Logic, Theories, Models and the world, Semiotics Knowledge Acquisition and Sharing: Sharing Ontologies, Conceptual schema, Accommodating multiple paradigms, Relating different knowledge representations, Language patterns, Tools for knowledge acquisition

**TEXT BOOKS:**

1. Knowledge Representation logical, Philosophical, and Computational Foundations by John F. Sowa, Thomson Learning.
2. Knowledge Representation and Reasoning by Ronald J. Brachman, Hector J. Levesque, Elsevier.

**Course Outcomes:**

1. Analyze and design knowledge-based systems intended for computer implementation.
2. Acquire theoretical knowledge about principles for logic-based representation and reasoning.
3. Ability to understand knowledge-engineering process
4. Ability to implement production systems, frames, inheritance systems and approaches to handle uncertain or incomplete knowledge.

## 1. What is Knowledge Representation and Reasoning?

**Knowledge Representation and Reasoning (KR&R)** enables computers to understand, organize, and apply real-world information effectively using rules for accurate decision-making.

### **Knowledge, Representation, and Reasoning**

#### **Knowledge:**

- Refers to the information and facts about the world that a system needs to perform tasks effectively.
- This includes data, rules, concepts, relationships, and general understanding of the domain or problem.
- Example: Knowing that "water boils at 100°C" or "a car has four wheels."

#### **Representation:**

- Involves structuring and organizing knowledge in a way that computers can store, process, and use.
- Common methods include logical statements, graphs, semantic networks, ontologies, or frames.
- Example: Representing a family tree with nodes (individuals) and edges (relationships).

#### **Reasoning:**

- The process of drawing conclusions, making inferences, or solving problems using the represented knowledge.
- This could involve deduction (logical reasoning), induction (generalization), or abduction (hypothesis generation).
- Example: Given "All humans are mortal" and "Ram is human," reasoning concludes, "Ram is mortal."

#### **Components of KR&R:**

- **Ontologies** (Organized Knowledge) Provide a structured framework of knowledge, defining a set of concepts and categories that represent a subject.
- **Example:** "A cat is an animal, and animals are living things."
- **Rules:** Govern the logical framework within which AI systems operate to derive reasoned conclusions.

- **Example:** "If it rains, take an umbrella."
- **Semantics:** Offer a deeper understanding of data through meaningful interpretation and association.
- **Example:** Knowing that "Apple" can mean a fruit or a company based on the sentence: "*I ate an apple*" vs. "*Apple released a new iPhone.*"

Knowledge in Simple Terms:

### What is Knowledge?

- Knowledge is when someone (like John) understands and is sure about a fact or idea (like "Mary will come to the party").

### Propositions:

- A proposition is a statement that can be either true or false, like "The sky is blue" or "Water boils at 100°C."

### Knowing vs. Believing:

- Knowing means being sure that something is true.
- Believing means thinking something is true, but you might not be completely certain or correct.

### Propositional Attitudes:

- Verbs like "knows," "hopes," or "doubts" show how someone feels about or relates to an idea or fact. For example:
  - "John knows that Mary will come to the party" means John is sure.
  - "John hopes that Mary will come to the party" means John wants it to happen but isn't sure.

### What is Representation?

- Representation is the use of one thing (like a symbol, image, or word) to stand for something else, making it easier to understand, use, or communicate.
- **Examples:**
- A **drawing of a burger** represents a fast-food restaurant.

- The **number "7"** or **Roman numeral "VII"** represents the concept of the number seven.

### **Symbols and Propositions:**

- **Symbols** (like words, numbers, or drawings) are used to stand for **ideas, objects, or facts**.
- **Propositions** are the ideas or facts that symbols represent.
  - Example: The sentence "*The sky is blue*" is a proposition because it represents the idea or fact that the sky has a blue color.

### **Knowledge Representation:**

- This is a specialized field where symbols are used to represent:
- **Facts** (e.g., "The sky is blue.")
- **Beliefs** (e.g., "I believe it's going to rain.")
- Since not all beliefs or knowledge can be directly represented, **reasoning** is applied. Reasoning helps connect what is explicitly represented with additional information or conclusions

### **Definition of Reasoning:**

- Reasoning is **manipulating symbols** representing beliefs or facts to form new representations of knowledge.
- **Symbols vs. Propositions:**
- Symbols (like words or numbers) are **easier to manipulate** than the abstract ideas they represent.
- This allows us to move, combine, and rearrange symbols to create new representations.

### **Analogy with Arithmetic:**

- Reasoning is similar to **binary arithmetic**, where we perform operations on symbols.
- For example:
  - In **binary addition**:
    - Symbols "**1011**" + **10** result in "**1101**".
  - In **reasoning**:

- We can combine sentences like "**John loves Mary**" and "**Mary is coming to the party**" to infer "**Someone John loves is coming to the party.**"

### Logical Inference:

- Reasoning involves **logical inference**, where conclusions follow logically from the initial sentences or facts. facts.  $a \rightarrow b \rightarrow c$  then  $a \rightarrow c$

### Gottfried Leibniz's Idea:

- The philosopher **Gottfried Leibniz** (17th century) proposed that **reasoning is a form of calculation** — but instead of numbers, we manipulate symbols representing propositions.
- Here's an example illustrating Leibniz's idea that reasoning is like calculation using symbols:
- **Propositions (Symbols):**
  - Let AAA: All humans are mortal.
  - Let BBB: Socrates is a human.
- **Logical Reasoning as Calculation:**  
Using the rule: *If AAA and BBB, then CCC* (where CCC: Socrates is mortal), we combine AAA and BBB to conclude CCC.

## 2. Why Knowledge Representation and Reasoning in AI?

- **Understanding Behavior**
- Knowledge helps describe the behavior of **complex systems** (human or machine) using **beliefs, desires, goals, and intentions**.
- **Intentional Stance**
- Describing a system's behavior in terms of **beliefs and intentions** is often more useful than technical details (like algorithms).
- Helps us reason about the system's actions intuitively rather than focusing on low-level operations.

### Limitations of the Intentional Approach

- For simple systems an **intentional description** is **misleading** and unnecessary.
- If you say, "*The vending machine wants to make customers happy,*" it's misleading because the vending machine **has no desires or intentions**.



- In reality, it simply **follows a set of programmed rules**: "*If a customer inserts money and selects a product, dispense the product.* "

## Knowledge Representation Hypothesis

### Example: Smart Door Lock System

- **Symbolic Representation (for humans):**
- The system stores a rule like:
  - □□ **"If the correct passcode is entered, unlock the door."**  
This rule can be easily understood by a human as a meaningful instruction.
- **Influence on Behavior (system's decision-making):**
- □□ The system **automatically unlocks the door** when it detects the correct passcode, following the stored rule.

## Knowledge-Based Systems

- In AI, we build **knowledge-based systems** containing a **Knowledge Base (KB)** of **symbolic representations**.
- These representations **represent facts, beliefs, and goals**, shaping the system's actions and reasoning.
- **In Simple Terms:**
- **Knowledge Representation** enables AI systems to be **interpretable, purposeful, and functionally aligned** with human understanding and reasoning processes.

### Example: A Smart Home AI System

- **Knowledge Base (KB) contains symbolic representations:**
  - □□ **Facts:** "If the temperature is below 18°C, turn on the heater."
  - □ **Beliefs:** "People like a warm living room."
  - □ **Goals:** "Maintain a comfortable room temperature."
- **How it Shapes Actions and Reasoning:**
  - The system checks the current temperature.
  - Based on its knowledge, it **decides to turn on the heater automatically** to meet the goal of a warm living room.

## Knowledge-Based Systems

- A **knowledge-based system** uses a **Knowledge Base (KB)** containing symbolic structures to represent beliefs and facts.
- Unlike procedural systems, it separates **knowledge representation from execution**.
- In the second PROLOG example, the system uses **rules and facts** (e.g., color(snow, white)) to reason and determine outputs.
- Key distinction: A knowledge-based system **reasoning relies on stored knowledge**, not just procedures.

### Why Knowledge Representation?

- **Adaptability**: Useful for **open-ended tasks** where the system can't know all tasks in advance.
- **Easy Extension**: Adding new information automatically extends system behavior and dependencies.
- **Error Debugging**: Faults can be traced back to **incorrect beliefs in the KB**, simplifying troubleshooting.
- **Explainability**: System behavior is **justifiable by linking actions to represented knowledge** (e.g., grass is green because vegetation is green).
- Allows **assimilation of new knowledge**, like reading facts about geography, which can be reused across different tasks.

### Why Reasoning?

- **Logical Inference**: Reasoning computes **new beliefs by inferring from represented facts**.
  - For example, combining *Patient X's allergies* with known relationships allows the system to deduce new allergic conditions.
- **Computational Issues**: Reasoning is sometimes **logically incomplete or unsound** due to limitations in computation speed and efficiency.
- **Conceptual Trade-offs**: Sometimes reasoning includes **reasonable assumptions** not strictly tied to represented facts (e.g., assuming Tweety flies even without explicit evidence).
- **Inconsistency Handling**: In a system with **multiple sources of data**, **incomplete reasoning** is useful until contradictions are resolved.

### 3. THE ROLE OF LOGIC

- **Why Logic Matters for KRR:** Logic is important for knowledge representation and reasoning (KRR) because it helps us understand how knowledge is related (entailment) and how to reason about it using rules and truth conditions.
- **First-Order Logic (FOL):** The main language we'll use to represent knowledge is **First-Order Logic (FOL)**, which was created by **Gottlob Frege**. FOL is widely used in AI for structuring knowledge.
- **FOL is Just a Starting Point:** FOL is just the beginning. We'll explore other types of logic and languages for representing knowledge, which may have different forms and meanings.
- **Beyond Logic:** While logic is useful for reasoning, there are other ways of reasoning that go beyond what logic alone can handle.
- **Adequacy at Each Level:** At the knowledge level, we care about how well the language represents knowledge and its reasoning rules. At the symbol level, we focus on how efficiently the system can process and compute the knowledge.
- **Using Logic for Analysis:** First-Order Logic is ideal for analyzing knowledge systems at the knowledge level, and in the next chapter, we'll look at it in more detail, without worrying about computational issues for now.
- **The Knowledge Level (Newell's Idea):** **Allen Newell** suggests we can understand knowledge systems at two levels:
- **Knowledge level:** Focuses on how knowledge is represented and what its rules of reasoning are.
- **Symbol level:** Deals with the technical side, like the computer architecture and algorithms used to process the knowledge.

### 4. Historical Background

- **Knowledge and representation** have been central to philosophical debates for over two millennia.
- In the **5th century B.C.**, Socrates challenged common beliefs about knowledge by claiming to know little and questioning others who asserted knowledge about topics like Truth, Beauty, and Justice.

- **Socrates' dialectical method** (questioning) was carried on by his student, Plato, who helped establish **epistemology**, the study of knowledge and its justification.
- **Epistemology** was not just a theoretical pursuit; in Socrates' case, it had real-life consequences—he was condemned to death for his questioning of accepted beliefs, which led to accusations of impiety and corruption.

### Terminology.

- **Aristotle's Contribution:** Aristotle shifted philosophy's focus from the nature of knowledge to the practical problem of representing it, laying the groundwork for many fields, including logic, ethics, and biology.
- **Terminology Invention:** Aristotle invented and defined terms to represent knowledge across various fields, creating the foundational vocabulary for modern technical discourse.
- **Greek and Latin Influence:** Many terms Aristotle coined in Greek (e.g., category, metaphor, hypothesis) were later translated into Latin, which further influenced English terminology.
- **Everyday Usage:** Words like category and quality, originally coined by Aristotle and later Latinized, have become common in everyday language, far beyond their philosophical origins.

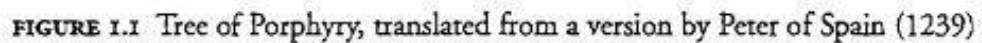
### Syllogism

- **Aristotle's Syllogism:** Aristotle invented the syllogism, a three-part logical pattern to deduce conclusions from premises. Example: "All broad-leaved plants are deciduous. All vines are broad-leaved plants. Therefore, all vines are deciduous."
- **Major and Minor Premises:** A syllogism combines two premises—major (general statement) and minor (specific statement)—to reach a conclusion.
- **Formal Logic:** Aristotle formalized syllogisms with rules of inference, using variables to represent general terms in logical deductions.
- **Systematic Analysis:** Aristotle's method involved systematic analysis, introducing formal rules to convert one logical pattern into another while maintaining truth.
- **Legacy in Modern Logic:** Modern symbolic logic and programming languages still use Aristotle's approach of stylized natural language and variables for reasoning.
- Here's a simple example of a syllogism:
  1. **Major Premise:** All mammals have hearts.

2. **Minor Premise:** A dog is a mammal.
3. **Conclusion:** Therefore, a dog has a heart.

## SCHOLASTIC LOGIC

- **Propositions and Vowels:** Scholastics used four types of propositions, labeled with vowels: A (All A is B), I (Some A is B), E (No A is B), O (Some A is not B).
- **Basic Syllogism Patterns:** They created patterns for valid syllogisms, like Barbara (AAA), Celarent (EAE), Darii (AII), and Ferio (EIO), each with specific logical structures.
- **Logical Hierarchies:** Patterns like Barbara and Darii show how properties are inherited, while Celarent and Ferio identify category exclusiveness or inconsistencies.
- **Scholastic Innovations:** The Scholastics, especially Peter of Spain, expanded on Aristotle's logic, influencing later developments in language and modal logic.
- **Semantic Networks:** Semantic networks are graphic representations of knowledge, developed in AI to visually organize information. The first semantic network appeared in the third century by **Porphry**, showing Aristotle's categories as a hierarchy of **genus** (supertype) and **species** (subtype).
- **Tree of Porphyry:** Porphyry's network, known as the **Tree of Porphyry**, categorized substances and species, with "substance" as the highest genus and "human" as a species. It defined categories using **genus** (general class) and **differentiae** (specific features).
- **Inheritance and AI:** The concept of **inheritance**, used in AI and object-oriented systems, builds on this method. For example, **Living Thing** is a **material substance**, and **Human** is a **rational, sensitive living thing**. This inheritance system is fundamental to how AI systems define categories.
- **Ramon Lull's Automated Reasoning:** In the 13th century, Ramon Lull invented mechanical devices for automated reasoning. His system, *Ars Magna*, merged logic and theology, expanding on Porphyry's tree by adding **Ens** (Being) as the supertype of Substance.



- **Leibniz's Innovations:** Leibniz, a 17th-century philosopher and mathematician, used mathematics to formalize logic, creating a system of **binary arithmetic** and applying it to **sylogistic reasoning**.
- **Universal Characteristic:** Leibniz assigned **prime numbers** to basic concepts (e.g., Substance = 2, Material = 3) and used multiplication to represent composite concepts (e.g., **Human** =  $2 \times 3 \times 7 \times 13 \times 19 = 10,374$ ).
- **Reasoning with Numbers:** Leibniz tested relationships between categories by dividing their numbers. For example, since **Human's** number is divisible by **Body's** number, all humans are bodies, but not minerals (as Human's number is not divisible by Mineral's).

- **Limitations:** While Leibniz's system worked well for **universal affirmative syllogisms (Barbara type)**, it couldn't represent logical operations like **negation, disjunction, or implication**, limiting its scope.
- **Example:**
- **"All humans are bodies":** Since 10,374 (Human) is divisible by 6 (Body), all humans are bodies.
- **"No humans are minerals":** 10,374 (Human) is not divisible by 66 (Mineral), so no humans are minerals.

## T-Box and A-Box

- **T-Box (Terminological Box):**
  - Represents the **schema or structure** of knowledge.
  - Contains **concepts (classes)** and their relationships (ontology).
  - Defines rules and constraints, such as **subclass relationships, domain/range of properties, and axioms**.
  - Example in ontology:
    - $\text{Person} \subseteq \text{Mammal}$  (A person is a type of mammal).

## Box (Assertional Box):

- Represents the **facts or data** about specific instances.
- Contains **assertions about individuals** based on the T-Box.
- Links individuals to concepts and properties.
- Example:
  - $\text{John} \in \text{Person}$  (John is an instance of the class Person).
  - $\text{hasAge}(\text{John}, 30)$  (John has the age 30).

## Boolean Algebra

- **Definition:**  
A branch of algebra that deals with binary variables and logical operations. Developed by George Boole in the mid-19th century.
- **Basic Operations:**
  - **AND** ( $\wedge$  or  $\cap$ ): Intersection/Conjunction.
  - **OR** ( $\vee$  or  $\cup$ ): Union/Disjunction.
  - **NOT** ( $\neg$ ): Negation.
  - **XOR**: Exclusive OR.

- **NOR, NAND, etc.:** Combinations of NOT with OR/AND

## Frege's Begriffsschrift

- **Begriffsschrift (Conceptual Notation):**
  - Introduced by Gottlob Frege in 1879 as a **formal language for pure thought**.
  - Aimed to represent logical reasoning with **rigor and clarity**, like mathematics.
  - Considered the precursor to **predicate logic** and modern formal systems.
- **Key Features:**
  - **Quantifiers:** Introduced the notions of "for all" ( $\forall\forall\forall$ ) and "there exists" ( $\exists\exists\exists$ ).
  - **Logical Connectives:** Defined negation, implication, etc.
  - **Function-Argument Analysis:** Distinguished between functions and arguments, forming the basis for modern logic.

## Algebraic Notation

- **Definition:**  
A concise method of expressing mathematical expressions, equations, or logical structures using symbols and variables.
- **Types:**
  - **Classical Algebraic Notation:** Using  $x, y, zx, y, zx, y, z$ , and operators like  $+, -, *, /, +, -, *, /$ .
  - **Logic Algebraic Notation:** Boolean operations, predicate logic ( $P(x) \rightarrow Q(x) \quad P(x) \rightarrow Q(x) \quad P(x) \rightarrow Q(x)$ ).
  - **Abstract Algebra Notation:** Groups, rings, fields with operations like  $(a*b)^{-1} (a * b)^{-1} \{ -1 \} (a*b)^{-1}$ .



## 5. Representing Knowledge in Logic

---

### 1. Logic as a Universal Language

- **Leibniz's Goal:** Create a universal language using mathematical principles to represent all knowledge and resolve disputes.
  - **Modern Logic:** Achieves this partially, as it can represent any precise, factual information in a computable form.
  - **Limitation:** If knowledge cannot be expressed in logic, it cannot be represented on a computer either.
  - **Example:**
    - Fact: *Every cat is a mammal.*
    - Logic: For every xx, if xx is a cat, then xx is a mammal:  
 $(\forall x)(\text{cat}(x) \Rightarrow \text{mammal}(x)).$
- 

### 2. Propositional Logic (Simplest Form)

- Represents knowledge using single symbols or letters.
  - **Advantage:** Simple and abstracts away details.
  - **Disadvantage:** Lacks the ability to express internal relationships.
  - **Example:**
    - Sentence: *Every trailer truck has 18 wheels.*
    - Logic: PP (No further details about "trailer truck" or "wheels").
    - Use Case: Good for analyzing patterns, not details.
- 

### 3. Subject and Predicate

- Breaks sentences into two parts: **Subject** (what you're talking about) and **Predicate** (what you're saying about it).
- **Aristotle's Syllogism:** Combines subjects and predicates logically.

- **Example:**

1. *All trailer trucks are 18-wheelers.*
  2. *Some Peterbilt is a trailer truck.*
  3. *Therefore, some Peterbilt is an 18-wheeler.*
- 

#### 4. Predicate Logic (More Detailed Form)

- Represents relationships and internal structure using variables and quantifiers ( $\forall$ \forallforall: for all,  $\exists$ \existsexists: there exists).
  - **Example:**
    - Sentence: *Every trailer truck has 18 wheels.*
    - Logic:  
 $(\forall x)(\text{trailerTruck}(x) \Rightarrow \text{numberOfWheels}(x, 18)).$
    - Meaning: For every xx, if xx is a trailer truck, then xx has 18 wheels.
- 

#### 5. Ontologies and Predicates

- **Ontology:** A detailed classification of objects and their relationships.
- **Domain-Dependent Predicates:** Specific to the topic (e.g.,  $\text{truck}(x)$  $\text{truck}(x)$ ,  $\text{wheel}(x)$  $\text{wheel}(x)$ ).
- **Domain-Independent Predicates:** General relationships (e.g.,  $\text{part}(x, y)$  $\text{part}(x, y)$ : xx has yy as a part).
- **Example:**
  - Complex Sentence: *A trailer truck has a trailer and 18 wheels.*
  - Logic:  
 $(\forall x)((\text{truck}(x) \wedge (\exists y)(\text{trailer}(y) \wedge \text{part}(x, y)))) \Rightarrow (\exists s)(\text{set}(s) \wedge \text{count}(s, 18) \wedge (\forall w)(\text{member}(w, s) \Rightarrow (\text{wheel}(w) \wedge \text{part}(x, w)))).$

Meaning: Every truck xxx with a trailer yyy has a set sss of 18 wheels.

---

## 6. Logic and Other Fields (Music Example)

- Logic isn't the only way to represent knowledge; specialized notations (like music) are better for certain tasks.
  - **Example:**
    - Representing a melody (*Frère Jacques*) in logic:  
 $(\exists x1)(\exists x2)(\text{tone}(x1,G) \wedge \text{dur}(x1,1) \wedge \text{next}(x1,x2) \wedge \text{tone}(x2,A)).$
    - Musicians prefer traditional notation, but logic is useful for computer analysis.
- 

## 7. Existential-Conjunctive (EC) Logic

- Simplifies representation with  $\exists$  \exists (exists (existence) and  $\wedge$  \land (AND).
  - Used in databases and for analyzing specialized systems.
  - **Limitation:** Cannot express generalizations, negations, or alternatives.
  - **Example:**
    - Fact: Certain musical intervals (tritones) are dissonant.
    - Logic:  $(\forall x)(\forall y)((\text{tone}(x,B) \wedge \text{next}(x,y)) \Rightarrow \neg \text{tone}(y,F)).$
    - Meaning: If a note is BB and the next is yy, yy cannot be FF.
- 

## Key Takeaways

1. **Propositional Logic:** Simplifies complex sentences but loses details.
2. **Predicate Logic:** Adds details with subjects, predicates, and quantifiers.
3. **Ontology:** Organizes concepts and relationships specific to a domain.
4. **Special Notations:** Logic complements, not replaces, domain-specific tools like music notation.
5. **Expressiveness:** Logic can represent everything computable but has limitations when it comes to vague or unquantifiable knowledge.

## 7. Varieties of logic

### Classical First-Order Logic (FOL):

Classical FOL, created by Frege and Peirce, is the most widely used logic system. Though they started with different approaches and notations, their systems converged to express the same ideas. This highlights that notational differences do not affect logical equivalence.

---

### Variations in Logic:

Logic systems differ in six key areas:

1. **Syntax:**

- Syntax refers to the way logic is written.
- Example: Different symbols like "∃" or "exists" may be used, but the meaning remains the same.

2. **Subsets:**

- Some logics simplify FOL by limiting features for efficiency.
- Example: Prolog uses a restricted subset of FOL to enhance speed.

3. **Proof Theory:**

- Variations allow or restrict how proofs are constructed.
- Example: Linear logic ensures every piece of information is used exactly once.

4. **Model Theory:**

- Adjusts truth values assigned to statements.
- Example: Classical FOL uses "true" or "false," while fuzzy logic uses a range from 0 (false) to 1 (true).

5. **Ontology:**

- Adds predefined concepts to logic for specific domains.
- Example: Temporal logics include built-in rules for time.

6. **Metalinguage:**

- Logic used to describe or modify other languages.
  - Example: Context-free grammar is a subset of FOL used to define programming languages.
- 

### Typed Logic:

Typed logic simplifies FOL by labeling variables with types.

**Classical FOL:** Example:

$(\forall x)(\text{trailerTruck}(x) \Rightarrow \text{eighteenWheeler}(x))$

Typed logic becomes even more useful with multiple quantifiers, making expressions clearer and less error-prone.

Example with 18 wheels:

$$(\forall x:\text{TrailerTruck})(\exists s:\text{Set})(s@18 \wedge (\forall w \in s)(\text{wheel}(w) \wedge \text{part}(x, w)))$$

This means: "For every trailer truck, there exists a set of 18 wheels, where each wheel is part of the truck."

---

the fundamentals of **lambda calculus**, **conceptual graphs**, **modal logic**, and **higher-order logic**, illustrating their roles in formal logic and computational systems. Here's a summary of the key points:

### Lambda Calculus

- **Purpose:** A formal system introduced by Alonzo Church to define and evaluate functions and relations.
- **Key Features:**
  - Lambda calculus uses  $\lambda$  to define functions and operations.
  - **Scenario:** You want to define a function that adds 2 to any number.
  - **Lambda Expression:**
    - $\lambda x.(x+2)$
    - This means: "A function that takes an input  $x$  and returns  $x+2$ "
    - **Usage:** To add 2 to 3, you apply the function to 3:
      - $(\lambda x.(x+2))3=3+2=5$
    - **Church-Rosser Theorem:** Ensures consistent results regardless of the order of expansion or contraction of lambda expressions.

### Conceptual Graphs (CGs)

- **Purpose:** A graphical representation of logical statements that eliminates variables for simplicity.
- **Components:**

- **Concept boxes** (e.g., [TrailerTruck:  $\forall$ ]) represent types or entities.
- **Relation circles** (e.g., (Part)) represent relationships between entities.
- **Advantages:**
  - More intuitive than predicate logic for representing natural language.
  - Allows mappings to and from natural languages and databases.
  - Supports **typed logic**, which simplifies inferences via inheritance of properties.
- Example: "[TrailerTruck:  $\forall$ ]  $\rightarrow$  (Part)  $\rightarrow$  [Wheel: {\*}@18]" represents "Every trailer

## Modal Logic

- **Purpose:** Extends predicate logic to express necessity and possibility.
- **Key Concepts:**
  - **Necessity** ( $\Box$ ):  $\Box p$  means  $p$  is necessarily true.
  - **Possibility** ( $\Diamond$ ):  $\Diamond p$  means  $p$  is possibly true.
  - **System  $T$ :** Basic axioms for necessity and possibility.
  - **Extensions like  $S4$  and  $S5$ :** Address nested modalities (e.g.,  $\Box\Box p$  and  $\Diamond\Diamond p$ ).
- **Applications:**
  - Constraints in databases (e.g., "Every person has a mother").
  - Temporal reasoning (interpreting  $\Box$  as "always" and  $\Diamond$  as "sometimes").

## Higher-Order Logic (HOL)

- **Purpose:** Extends first-order logic (FOL) by allowing quantifiers to range over predicates and relations.
- **Applications:**
  - Representation of meta-properties like the **induction axiom** in arithmetic.
  - Example of second-order logic:  

$$\forall P:\text{Predicate}(P(0) \wedge (\forall n:\text{Integer})(P(n) \Rightarrow P(n+1)) \Rightarrow \forall n:\text{Integer} P(n)).$$

## Comparison of Representations

1. **Typed Predicate Logic:**
  - Uses variables explicitly.

- Example:  $\forall x: \text{TrailerTruck}(\exists s: \text{SetAs}@18 \wedge (\forall w \in s)(\text{wheel}(w) \wedge \text{part}(x, w)))$ .

## 2. Conceptual Graphs:

- Eliminates variables for readability.
- Graphically represents logical structure.

## 3. Knowledge Interchange Format (KIF):

- Designed for machine processing, with a restricted syntax.

also

- Lambda calculus and conceptual graphs bridge formal logic and natural language.
- Modal logic handles nuances like necessity, possibility, and temporal reasoning.
- Higher-order logic expands the scope of logical representation by quantifying over predicates and relations.
- Each formalism is tailored for specific tasks: CGs for human readability, KIF for machine interchange, and lambda calculus for precise functional representation.

## Names, Types, and Measures

When logic is applied to mathematics, the **constants** represent **numerals**, which act as names of numbers. But in real-world applications, a broader range of data is needed, such as:

- **Names of people and things** (e.g., Tom, Elephant)
- **Types of things** (e.g., cat, fish)
- **Measures of things** (e.g., height, weight)

Errors often occur in **knowledge representation** because **names, types, and measures** are confused with the things themselves.

---

## Key Concepts

### 1. Names

- In logic and knowledge representation, a **name** refers to a **specific individual**.
- For example, "**Clyde**" is a specific elephant, a proper name that refers to an entity.
- The sentence "**Clyde is an elephant**" connects a proper name (**Clyde**) with a type (**Elephant**).

**Core Idea:** Names directly refer to an individual, while types refer to a group or category of entities.

---

## 2. Types

- A **type** is a more **general category** that includes multiple entities.
- For example, "**Elephant**" represents the species, not an individual.
- In **typed logic**, types are represented with variables, such as:

Formula:  $(\lambda x:\text{Cat}) (\lambda y:\text{Fish}) \text{ like}(x, y)$

- This means: **For every cat  $x$  and every fish  $y$ ,  $x$  likes  $y$ .**

Types help in representing categories of entities rather than specific individuals.

---

## 3. Measures

- In real-world knowledge representation, **measures** often represent **quantitative properties**, such as **salary, height, weight**.
- For example:
  - An actor might choose a **salary of \$20 million** rather than a **proper name like Fred**.
- In computing systems, failing to distinguish **measures** from **individual entities** can cause bugs. For example:
- Tom and Sue have the same salary.
- Should imply that their salaries are numerically identical, but not that they share a paycheck.

In databases and programming, such distinctions avoid incorrect assumptions about how **data is stored and retrieved**.

---

## Examples of Confusion Between Names, Types, and Measures

### 1. Syllogism Fallacy:

- **Syllogism Example:**
  - Premise 1: Clyde is an elephant (**individual**)
  - Premise 2: "Elephant" is a species (**type**)
  - **Incorrect Inference:** Therefore, Clyde is a species.

This mistake arises because "**Clyde**" (a name) and "**Elephant**" (a type) are mixed up.

---



## 2. Database Errors:

- In database systems, **aliases** (alternative names for individuals) need to be carefully handled to avoid errors.

Example:

- **Sam believes that Dr. Jekyll is a gentleman**
- If Dr. Jekyll = Mr. Hyde (two identities), substituting their names could create **paradoxes** (incorrect logical substitutions).
- **Surrogates** are introduced to prevent such issues. A surrogate ensures every entity has a **unique identifier**, avoiding mistakes caused by shared names.

### Formula to Avoid Paradoxes:

```
believe(Sam, (3s) (hasName(s, "Dr. Jekyll") /\ gentleman(s))).  
believe(Sam, (3s) (hasName(s, "Mr. Hyde") /\ gentleman(s))).
```

This ensures that **substituting names doesn't lead to logical errors**.

---

## Conclusion

- **Names** refer to **specific individuals**.
- **Types** refer to **categories or groups**.
- **Measures** capture **quantitative properties**.
- Confusing these concepts in databases, programming, and logical reasoning leads to **significant errors** and **system bugs**.
- Careful differentiation between **names, types, and measures** ensures proper knowledge representation and avoids issues in **logic, databases, and computer systems**.

## "Unity Amidst Diversity" in Logic

The passage explains how different **types of logic** have been developed over time. Even with various notations and approaches, any **good logic system** must meet four core features. Let's break down these features with simple terms and examples.

---

## Key Features of a Good Logic System □

### 1. Vocabulary □

A logic system needs a **collection of symbols** to represent things. These symbols can be:

- **Characters/Words** (like **A, B, X**)
- **Icons/Diagrams**
- **Sounds**
- These symbols are divided into four groups:

Symbol Type	Purpose
<b>Domain-independent symbols</b>	General symbols like ' <b>AND</b> ( $\wedge$ )', ' <b>OR</b> ( $\vee$ )'.
<b>Domain-dependent constants</b>	Symbols representing <b>specific people or things</b> . (Example: <b>Tom</b> )
<b>Variables</b>	Represent <b>unknowns</b> (Example: <b>x, y</b> )
<b>Punctuation</b>	Used to <b>group symbols</b> (Parentheses <b>()</b> , <b>commas</b> , etc.)

#### Simple Example:

- In the sentence "**Tom likes apples**",
  - **Tom** = **Domain-dependent constant**
  - '**likes**' = **Relation Symbol**
  - Parentheses **()** help group these symbols clearly.

## 2. Syntax □ (Grammar Rules)

- **Syntax** refers to the **rules for combining symbols** to form valid sentences.
- It's like **grammar in language**, ensuring everything follows a structured format.

#### Simple Syntax Rules:

- Symbols must follow a **specific order** to form correct sentences.

#### Example: Logical Sentence

- "**p AND q**" (in logical notation  **$p \wedge q$** )
  - Must follow proper order to form valid combinations.

If you follow the syntax, you have well-formed, understandable logical sentences.

## 3. Semantics □ (Meaning and Truth)

A logic system needs a way to associate symbols with **real-world meanings** and determine **whether statements are true or false**.

## Key Components:

- **Theory of Reference:** Connects **constants and variables** to real-world entities.
- **Theory of Truth:** Decides which sentences are **correct or incorrect**.

## Example:

- In Alfred Tarski's theory (1935), we have **truth tables** that show:

Statement	Truth Value
<b>p AND q</b>	True/False (depends on the truth of 'p' and 'q')

For example, if **p = True** and **q = True**, then **p AND q = True**.

---

## 4. Rules of Inference □

Inference means **drawing logical conclusions** based on existing information. A good logic system must have:

### Two Types of Inference:

1. **Sound Inference** □
  - Ensures that conclusions **preserve true statements** according to semantics.
2. **Non-monotonic Inference** □□
  - Used in **plausible or approximate reasoning** but doesn't always preserve strict truth.

### Example of Inference:

- **Modus Ponens** (A common inference rule):
  - If "**If p, then q**" and **p is true**, then **q must be true**.

### Sentence Example:

- "If it rains, the ground will get wet."
  - Inference: If **rains = True**, then **ground\_wet = True**.
- 

## □ Unity Amidst Diversity

Despite the many notations and types of logic developed over time (like **Prolog**, **Fuzzy Logic**, **Modal Logic**), they all follow these **four core features**:

Feature	Purpose
<b>Vocabulary</b>	For symbols representing entities and actions.
<b>Syntax</b>	Grammar to combine symbols into sentences.
<b>Semantics</b>	Determines meaning and truthfulness.
<b>Inference</b>	Rules for logical reasoning and conclusions.

## □ Applications in Technology

- **Prolog**: Used in **AI programming**.
  - **SQL**: Used in **database queries** but still has logical semantics.
  - **AI Systems (Frames, Semantic Networks)**: Have the same **expressive power as first-order logic**.
- 

## □ Conclusion

- A **knowledge representation system** must have **symbols, grammar rules, truth-based semantics, and inference methods**.
- These four components **unify different logics into a coherent system**, making it versatile enough for **AI, databases, VLSI chip design**, and more.

Understanding these foundational features helps **computer scientists, AI experts, and logicians** select the right logic system for any application, balancing **expressive power, efficiency, and readability**.

## UNIT II ONTOLOGY

Ontology: Ontological categories, Philosophical background, Top-level categories, Describing physical entities, Defining abstractions, Sets, Collections, Types and Categories, Space and Time

### Introduction

Ontology is the study of existence, encompassing all entities—abstract and concrete—that form the world. It bridges the gap in logic by providing categories and predicates to describe things. These categories, derived from **observation** and **reasoning**, serve as the foundation for designing databases, knowledge bases, and object-oriented systems, referred to variously as domains, types, or classes in different disciplines.

### ONTOLOGICAL CATEGORIES

#### Importance of Ontological Categories

- They define what can be represented in computer systems.
- Poorly chosen categories limit system generality and usability.

#### Quine's Criterion

Willard Van Orman Quine proposed that existence in ontology can be defined by being the value of a quantified variable in logic (e.g., in statements like "there exists an x such that"). While this helps identify ontological assumptions in representations, it doesn't define what actually exists, requiring further guidelines for practical knowledge representation.

#### Microworlds

Microworlds are limited ontologies created for specific applications. For example:

- The **Chat-80 system** organizes geographical entities (e.g., rivers as lines and towns as points) for efficient question-answering.
- While effective for specific tasks, microworlds limit knowledge sharing and reuse, making them unsuitable for broader or more complex applications.

#### Cyc Ontology

The **Cyc project**, developed by Doug Lenat and colleagues, aims to represent all human knowledge using an extensive hierarchy:

- **Top-Level Categories:** These include fundamental distinctions, such as tangible vs. intangible objects and processes.
- **Issues Raised by Cyc:**
  - Criteria for distinguishing categories like IndividualObject, Intangible, and RepresentedThing.
  - Treatment of collections (e.g., sets vs. perceivable groups like flocks).
  - Distinction between tangible and intangible aspects of composite entities (e.g., a person or a videotape).

- Representation of time-dependent entities like processes and events.

### Philosophy and General Frameworks

Philosophical principles provide a general framework for ontologies, enabling broader integration and reuse of knowledge across diverse domains. Ontologies built for narrow applications benefit from philosophical insights to form a shared and extensible structure.

### Key Challenges

- Balancing the specificity of microworlds with the universality of broad frameworks.
- Addressing complex philosophical issues such as abstract vs. physical entities and dynamic processes in knowledge representation.

### Ontological Categories Summary

#### 1. Definition and Purpose

- **Ontology** is the study of existence, defining categories for things—abstract or concrete—in the world.
- It complements logic by providing a framework to describe "what exists," enabling better representation in databases, knowledge bases, and object-oriented systems.

#### 2. Sources of Ontology

- **Observation:** Knowledge of the physical world.
- **Reasoning:** Constructs frameworks of abstraction (metaphysics) to interpret observations.

#### 3. Applications

- Different fields use ontology in unique ways:
  - Databases: **Domains**.
  - Artificial Intelligence: **Types**.
  - Object-Oriented Systems: **Classes**.
- The choice of categories shapes what a system can represent; poor choices limit its generality.

#### 4. Quine's Criterion

- The philosopher W.V.O. Quine asked, "**What is there?**" and answered, "**Everything.**"
- He proposed: "**To be is to be the value of a quantified variable**"—a method to identify categories in any representation.
- Critics note it reveals implicit assumptions but doesn't define what truly exists.

#### 5. Microworlds

- Programmers often design **microworlds**—small, specific ontologies for single applications (e.g., blocks world in robotics).
- Example: **Chat-80**, a system that simplifies geographical data for queries, treats towns as points and rivers as lines.
- **Pros:** Simplifies design.
- **Cons:** Limits reusability and may omit details critical for other uses.

## 6. Cyc Project

- **Cyc** aims to represent all human knowledge with a large, hierarchical ontology.
- Example Categories:
  - **Thing**: The top-level, most general category.
  - **IndividualObject**: Includes processes and tangible things (e.g., George Bush's body and mind).
  - **Intangible**: Abstract concepts like sets or ideas.
  - **Composite Objects**: Combine tangible and intangible aspects (e.g., a videotape with physical tape and its information).
- Cyc includes over 100,000 concepts and a million facts, constantly evolving to address philosophical and practical questions.

## 7. Challenges

- Designing an ontology for **general use** involves reconciling conflicting perspectives (e.g., abstract vs. tangible).
- Ontologies optimized for specific tasks (microworlds) may not integrate well into broader frameworks like Cyc.
- Philosophy offers **top-level guidelines** for creating shared ontologies across disciplines.

**Key Takeaway:** Ontological categories underpin every system that represents knowledge, determining its scope and functionality. Balancing simplicity and generality is essential for effective design and reuse.

## Philosophical Background:

### 1. Heraclitus and Logos:

- Heraclitus, a Greek philosopher from the 6th century BC, believed that everything is in constant flux ("everything flows"), but also proposed the idea of the "logos"—a principle of order or reason behind this flow.
- This concept of logos was later echoed in the Bible (St. John the Evangelist), where it was said that "the logos" was with God and everything came into being through it.

### 2. Plato's Ideas:

- Plato adopted Heraclitus's distinction between the ever-changing physical world and the unchanging, abstract forms or "ideas" that constitute true reality.
- Plato believed that physical objects are mere reflections of these ideal, unchanging forms.

### 3. Aristotle's Categories:

- Aristotle reversed Plato's emphasis and considered the physical world as the true reality. In his work *Categories*, Aristotle proposed ten categories to classify anything that can be said about something:

- Substance, Quality, Quantity, Relation, Activity, Passivity, Having, Situatedness, Spatiality, and Temporality.
- These categories helped establish a way to analyze the world, and were later systematized by philosophers like Franz Brentano.

#### 4. Immanuel Kant's Categories:

- Kant presented a challenge to Aristotle's system in *Critique of Pure Reason*. He developed categories based on logical functions of judgments, categorizing them into four groups:
  - **Quantity** (Unity, Plurality, Totality)
  - **Quality** (Reality, Negation, Limitation)
  - **Relation** (Inherence, Causality, Community)
  - **Modality** (Possibility, Existence, Necessity)
- Kant believed that these categories form a principled framework for understanding concepts, though he underestimated the difficulty of fully developing them.

#### 5. Triadic Structures:

- Kant noticed a pattern in his categories, where each group contained three elements. This triadic structure, he argued, was more than a coincidence and could represent deeper principles, where the third category often results from combining the first two (e.g., totality as unity, limitation as reality plus negation).

These philosophical ideas have influenced modern knowledge representation, including computer systems, by providing a framework for categorizing and organizing knowledge.

#### 1. Triads in Philosophy:

- Kant's categories use different "acts of understanding" to combine the first two categories and produce the third. However, the process for each triad differs, which complicates the symmetry of the categorial system.
- Some philosophers like Hegel and Peirce searched for deeper principles behind these triadic patterns. Hegel used the term *aufheben*, meaning both to preserve and to negate, to explain how the third category supersedes the first two. Peirce distinguished between Firstness (independent qualities), Secondness (relations or interactions), and Thirdness (mediation between entities).

#### 2. Hegel's Approach:

- Hegel's logic, while criticized for its contradictions, emphasized triadic structures. He used *aufheben* to describe how concepts evolve through negation and preservation. This idea is central to his generative process of new categories.
- Hegel's work, "The Science of Logic," focuses on how categories interact and form new categories, though it's considered flawed by traditional logicians like Bertrand Russell.

#### 3. Peirce's Categories:

- Peirce created a system of Firstness, Secondness, and Thirdness, emphasizing the equal status of all three categories.
  - **Firstness** refers to qualities inherent in something (e.g., an animal's independent traits).



- **Secondness** refers to relations between entities (e.g., the relationship between a mother and child).
- **Thirdness** refers to mediation that brings entities into relationship (e.g., how laws mediate relations between people).
- Peirce's categories are used throughout his work to analyze and classify different phenomena and to create new categories.

#### 4. Husserl and Intentionality:

- Husserl's philosophy, influenced by Brentano and Aristotelian thought, focused on *intentionality*, or the direction of consciousness towards objects. He developed categories based on this idea, closely aligning with Peirce's Firstness, Secondness, and Thirdness.
- For Husserl, **Firstness** refers to abstract meanings (noema), **Secondness** is the process of recognition (noesis), and **Thirdness** is the intentionality that connects the two.

#### 5. Whitehead's Categories:

- Alfred North Whitehead, influenced by Peirce, used triads to describe the nature of existence:
  - **Firstness**: Actual entities that exist independently.
  - **Secondness**: Prehensions, or concrete relations between entities.
  - **Thirdness**: Nexuses, or the connections that form between entities through prehensions.
- Whitehead also used abstract categories like eternal objects (potential forms) and propositions to extend these triadic relationships into more complex systems.

#### 6. Heidegger's Categories:

- Heidegger, influenced by Husserl, distinguished between *Vorhandene* (entities that exist independently of human interaction, akin to Firstness) and *Zuhandene* (things that exist for human use, akin to Secondness). He emphasized the importance of Thirdness in shaping human meaning and culture.
- Heidegger's ideas about being, particularly in relation to human intentionality, overlap with Peirce's categories, even though he did not explicitly adopt Peirce's framework.

These concepts explore how categories in philosophy function in generating new relationships and understanding the nature of existence, actions, and meanings across different schools of thought.

#### 1. Types of Emotions:

- **First-order or Protoemotions**: These are basic emotions triggered by immediate experiences or physical states, like fear, hunger, or satisfaction.
- **Second-order Emotions**: These emotions arise from thinking about or recalling past experiences and situations. Examples include anxiety (related to fear) or anger (related to frustration).
- **Third-order Emotions**: These are more complex emotions that depend on past experiences and future expectations, like love, hate, joy, and sadness. They are deeply influenced by our thoughts, memories, and fantasies.

**Key points:** Emotions can range from simple, immediate reactions to complex, thoughtful feelings that are shaped by past experiences and future expectations. Understanding emotions is a huge challenge, and much is still unknown about how they work.

top-level categories and their distinctions:

**Key Philosophical Concepts:**

1. **Philosophical Insights:** Philosophers like Aristotle, Kant, and Whitehead explored distinctions between different aspects of existence. These ideas are still influential today.
2. **Heraclitus vs. Logos:** Heraclitus emphasized the difference between *physis* (nature) and *logos* (reason or language). This idea is similar to how information can be transmitted using physical matter (e.g., air, electromagnetic waves) but is independent of the medium itself.

**Categories in Ontology:**

**Top-level Categories:**

- **Firstness:** Protoemotions (basic feelings like fear or hunger) are linked to the concept of Firstness because they come from immediate experiences.
- **Secondness:** Second-order emotions (like anxiety or anger) are reactions to our cognitive state and fit with the idea of Secondness, where emotions stem from thinking and understanding.
- **Thirdness:** Third-order emotions (like love or sadness) are the most complex. They involve memories, hopes, and future expectations, showing how deeply emotions are connected to thought and language.

1. **Information Transmission:** Information (e.g., through air vibrations or electromagnetic waves) is structurally coded and can be transmitted without the physical matter. This idea was central to Claude Shannon's communication theory.

2. **Ontology Focus:** Ontology focuses on classifying entities, either physical or abstract, ignoring the meaning of the information (as Shannon did).

**Classification System:**

3. **Peirce's Categories:** The ontological categories are inspired by Peirce's distinctions of Firstness, Secondness, and Thirdness, and are represented in a tree diagram:
  - **Physical:** Anything made of matter or energy.
  - **Abstract:** Pure information structures.
  - The categories are further split into different types, like *Actuality*, *Form*, *Intention*, *Prehension*, *Nexus*, and *Proposition*.
4. **Conceptualizing Relations:**
  - Relationships between things are based on contrasts (e.g., light vs. dark, loud vs. quiet).
  - These contrasts help define the categories of existence.

**Types of Entities:**

**5. Continuants vs. Occurrents:**

- **Continuants** are entities that remain relatively stable over time, like objects (e.g., Cleopatra's Needle).

- **Occurrents** are events or processes that change rapidly and don't have stable attributes (e.g., a performance or a changing event).

#### **Perspective and Time Scale:**

**6. Time and Scale Matter:** Whether something is a continuant or an occurrent depends on the observer's viewpoint and the time scale:

- **Glacier:** Seen as a continuant over a short period, but an occurrent over centuries due to changes.
- **Human Body:** An individual is a continuant at a large scale but an occurrent at a molecular level due to constant change.
- **Performance:** The performance is an occurrent, but the recording of it is a continuant that preserves the information for years.

In conclusion, these categories help us understand different types of entities and how we can classify them, whether they are physical or abstract, stable or changing, depending on perspective and time scale.

1. **Categories of Things:** The text divides everything into categories based on three main distinctions:
  - **Independent vs. Relative vs. Mediating:** How something stands alone, relates to others, or connects things.
  - **Physical vs. Abstract:** Whether something is physical or conceptual.
  - **Continuant vs. Occurrent:** Whether something persists over time or changes over time.
2. **Combination of Categories:** These categories can be combined in different ways to form 12 main types, such as:
  - **Object (IPC):** A physical thing that stays the same over time.
  - **Process (IPO):** A physical thing that changes over time.
  - **Schema (IAC):** A structure or pattern that doesn't involve time.
  - **Script (IAO):** A pattern that involves time (like a sequence of actions).
  - **Juncture (RPC):** A connection between things that stays the same over time.
  - **Participation (RPO):** An action where things are involved in a process.
  - **Description (RAC):** A description of a thing or a process.
  - **History (RAO):** A description of a process or event over time.
  - **Structure (MPC):** A system that organizes parts for a function.
  - **Situation (MPO):** A set of things that happen for a purpose.
  - **Reason (MAC):** Why something exists or happens.
  - **Purpose (MAO):** The goal or intention behind something.
3. **Lattice Structure:** These categories form a hierarchical system called a lattice, where categories are connected based on their properties and relations.
4. **Key Axioms:** Each category has basic rules (axioms) that describe its nature:
  - Physical things have location and mass, while abstract things don't.
  - Abstract things can be represented by physical things without changing their mass.

- Physical things can cause changes, but abstract things can't directly cause changes.
- 5. **Applying These Categories:** These categories help us organize and classify everything that exists. They also guide how we think about concepts in logic and reasoning, with implications for knowledge systems like databases or machine learning.

This framework helps us understand and classify things by their properties and relationships, forming the basis for organizing knowledge.

## **DESCRIBING PHYSICAL ENTITY**

1. **Physical and Abstract Forms:** The same idea or concept can exist in many different physical forms. For example, the book *War and Peace* can be the idea Tolstoy had, or it could be a physical book made of paper and ink. When computers store or process information, the idea or form may be represented in different physical states like bits, magnetic spots, or light pulses.
2. **Representation of Entities:** In computers, physical and abstract forms can be represented in many ways. For example, a curve can be stored as a pattern of bits or as a mathematical equation. A failure to properly distinguish these forms can cause errors in programs, like the wrong answer to the question of which is the biggest state.
3. **Forms, Names, and Representations:** The same physical object can be described in different ways. For example, a physical book can be called *War and Peace* to focus on its content, or simply "a book" to emphasize its physical structure. These different names represent different perspectives of the same entity.
4. **Role vs. Structure:** Entities can be described in two main ways: by their structure (phenomenal type) or by their role (phenomenal role). For example, "wooden cube" describes a physical object by its structure, while "fastener" describes a role that could apply to things of different forms (nails, buttons, etc.).
5. **Intentionality and Interpretation:** Different people may interpret the same object differently depending on their intention or perspective. For example, an ambiguous figure might be seen as a word or a table depending on the observer's background knowledge or intention.
6. **Classification by Structure and Role:** Some things are classified based on their inherent structure (like the shape of a cube), while others are classified by their role (like how a nail can function as a fastener). Different contexts can lead to different classifications.
7. **Role Types:** A role type is not dependent on the specific structure of an entity. For example, different animals can play the role of a pet, and different objects can be used as fasteners. The role depends on context, not just form.
8. **Signs and Semiotics:** According to Peirce, any physical entity can also serve as a sign, which represents something to an observer. This leads to semiotics, the study of signs and their meanings.
9. **Adjectives and Nouns in Logic:** In logic, adjectives and nouns are often represented as predicates. For example, "a happy boy" translates to a logical formula expressing that there is an entity that is both happy and a boy.

This summary simplifies the philosophical ideas about representation, interpretation, and classification in relation to both physical and abstract entities.

**1. Adjectives and Nouns:**

- Adjectives like "good" and "bad" do not describe a person directly but apply to their role (e.g., as a musician or cook). For example, "good musician" means Sam is good in the role of a musician, not as a person.
- Adjectives like "happy" or "shaggy" describe the person or object itself, regardless of their role. For instance, a "shaggy dog" or a "shaggy pet" are both "shaggy" in the same way, but their role as a "pet" is unrelated to their shagginess.

**2. Adjective Functions:**

- We can think of adjectives like "good" as functions that transform a noun's predicate. For example, "good musician" is like applying a function to the predicate "musician" to create "good musician."
- This becomes complicated when roles (like "shortstop" or "catcher") are involved, as the adjective (e.g., "good") modifies the role, not just the person.

**3. Modifying Roles:**

- In roles like "musician" or "cook," adjectives can modify different parts:
  - **Prehending Entity:** The adjective modifies the person (e.g., "handsome cook").
  - **Prehended Entity:** The adjective modifies the role or field (e.g., "nuclear physicist").
  - **Intention:** The adjective modifies the way the person engages with the role (e.g., "good musician").

**4. Understanding Relationships with "Has":**

- To analyze relationships between entities, we can use the pattern "X has Y". For example, "The car has an engine" implies the car (X) has an engine (Y), where the car is the prehending entity.
- If a relationship is more abstract, like knowledge, we might say "A physicist has knowledge of physics."

**5. Aristotle's Categories:**

- Aristotle classified entities based on relationships, like "Having" (ownership), "Situateness" (spatial relations), and more. The way we think about entities can depend on language and relationships between concepts.

**6. Conceptual Primitives:**

- **Coreference:** Refers to two concepts that refer to the same thing (e.g., "Some woman is a mother").
- **Prehension:** Describes how one entity is related to another (e.g., a mother has a child).
- **Containment:** Represents how one concept can contain another (e.g., a concept of "motherhood" contains the concept of "mother" and "child").

**7. Classifying Entities:**

- Entities can be classified based on their structure (like a horse), their role (like a pet), or as a sign of something else (e.g., a symbol of wealth).

#### 8. Independence and Dependence:

- Entities can be independent or dependent. For instance, a car has parts that can exist independently (wheels, engine), but properties like color cannot exist without the car. These ideas are classified into concepts like "composite" (whole) and "component" (part).

By understanding these concepts, we can better analyze how language represents the world and how we can describe relationships between things in both natural and logical forms.

## **DEFINING ABSTRACTION**

### 1. Geometry and Mathematics:

- Plato believed geometry seeks knowledge of eternal forms, not transient things.
- Today, mathematics includes richer structures like topology, algebra, set theory, differential equations, and computer simulations, including virtual reality.
- Mathematical forms are abstract, independent of matter, and can represent or simulate phenomena in great detail, even tricking the human senses into perceiving them as real.
- Mathematics encompasses all forms—real, imaginary, and virtual—and is the theory of everything that can be modeled on any type of computer.

### 2. Categories of Forms:

- Forms are eternal, mathematical objects that don't exist in space or time but can describe physical entities that do.
- Forms are divided into two categories: *Schema* (stable objects) and *Script* (changing processes).
- *Schema* is further divided into *SpatialForm* (geometrical relations like Plato's forms, natural shapes, and fractals) and *Arrangement* (non-spatial mathematical structures like numbers, sets, and logic).
- *Script* includes *KineticForm* (motion, like films or virtual reality simulations) and *Procedure* (programs, recipes, schedules, or dynamic instructions).

### 3. Monads (Fundamental Units):

- Physical things occupy space and time, but abstract forms like points and instants are smaller than anything physical.
- Monads are indivisible units of forms, like a spatial point (monad of spatial form) or an element in algebra (monad of arrangement).

- These monads are fundamental building blocks used to define more complex forms, such as numbers or points.

#### 4. Spatial Forms:

- *SpatialForm* is divided into *Continuous* (smooth, divisible things like water) and *Corpuscular* (discrete, separable things like animals or cars).
- The perception of whether something is a collection or an assembly depends on its organization.

#### 5. Methods of Definition:

- Abstract forms can be defined explicitly (by combining existing constructs) or implicitly (by introducing undefined primitives).
- Implicit definitions are used when developing new theories, and they often involve axioms that describe the relationships between elements.
- For example, Euclid's *Elements of Geometry* used implicit axioms to define primitive terms like "point" and "line" and derived other terms like "triangle" from these.

#### 6. Hierarchies of Theories:

- Mathematical categories form a hierarchy, each with specific theories.
- *SpatialForm* involves geometry, *Arrangement* involves discrete math, *KineticForm* involves calculus, and *Procedure* involves computer science.
- Theories become more specialized as more axioms are added, narrowing their application but expanding their detail.

#### 7. Lattice Operations in Theories:

- Theories can be organized into a lattice, with operations like *partial ordering* (ordering theories by their relationships) and *supremum* (most specialized generalization).
- The lattice structure helps organize and search for new theories.

This chapter introduces the conceptual framework of forms in mathematics, distinguishing between types of forms, methods of definition, and how mathematical theories are structured in a hierarchy. It emphasizes how abstract mathematical concepts are applied in real-world and virtual contexts.

### **SETS, COLLECTIONS TYPES AND CATEGORIES:**

1. **Contradictions in Set Theory:** The chapter discusses contradictions found in von Neumann's versions of set theory (1927 and 1931). This led to a rethinking of how mathematical structures are defined.
2. **Mereology vs Set Theory:**
  - **Mereology** is the study of parts and wholes, unlike set theory, which focuses on sets. Mereology doesn't allow for the creation of things from nothing. Each

mathematical structure, such as integers, must be defined with its own rules and definitions, which can vary.

- For example, an intuitionist might define integers based on counting, while someone using set theory might use specific operators and axioms.
3. **Constructive Definitions:** Mereology follows a **constructive approach**, similar to intuitionistic logic, meaning it focuses on explicitly building objects rather than assuming their existence. This is useful in fields like computer programming where things cannot be infinite.
  4. **Mereology's Basic Terminology:**
    - **Sets** are collections that use two operators: "subset" ( $\subseteq$ ) and "member of" ( $\in$ ).
    - **Aggregates** are collections that only use the "part of" operator ( $\sqsubseteq$ ). In mereology, there's no distinction between an entity and a collection of that entity. For instance, the aggregate  $\{x\}$  is the same as  $x$ .
  5. **Empty Set and Nothingness:**
    - In set theory, the empty set  $\{\}$  represents nothing. But in mereology, the empty aggregate  $\{\}$  means there is absolutely nothing.
    - The chapter explains how this concept can be formally written using logical notation, stating that something is true for "nothing" if no entity exists that satisfies a certain condition.
  6. **Axioms of Mereology:**
    - **Partial Ordering:** This means some entities are parts of others. A proper part of an entity is one that is a part but not the whole entity.
    - **Overlapping and Supplement:** These concepts describe how parts can overlap and how additional parts can be found that don't overlap others.
    - **Extensionality:** This axiom means that if two entities share the same parts, they are considered the same entity.
  7. **Types of Aggregates:**
    - **Discrete aggregates** (e.g., collections of distinct atoms).
    - **Continuous aggregates** (e.g., substances that can be divided infinitely, like liquid).
    - **Lumpy aggregates** mix both discrete and continuous parts.
  8. **Special Applications:**
    - Mereology can be adapted for specific needs. For example, a junk dealer might treat car parts differently from a new-car dealer based on how they combine or remove parts from cars.
  9. **Collective Nouns:** Words like "set," "group," and "collection" are **collective nouns**. They refer to multiple entities treated as a single unit, but their specific meaning can vary. For example, a "herd" refers to a collection of animals, while "team" refers to a collection of people working together.



- In mereology, an aggregate of physical entities is a physical object, but an aggregate of abstract entities is still abstract.

#### 10. Sets vs Aggregates:

- **Sets:** In set theory, you can mix physical and abstract entities in a single set (e.g., a cat and a number).
- **Aggregates:** In mereology, mixing physical and abstract entities in an aggregate doesn't make sense; it must be physically meaningful.

#### 11. Application to Real-World Examples:

- Mereology is applied to real-world collections like families, governments, or businesses, where the rules governing membership and interaction can be complex (e.g., who counts as part of a family can vary depending on divorce, remarriage, etc.).

In short, the chapter covers how mereology (the study of parts and wholes) offers a different approach to understanding collections and structures compared to set theory, focusing on how parts relate to the whole and how entities can be combined or separated in different ways.

### Mereology Basics

#### 1. Definition:

- Mereology is the study of *parts* and *wholes*. Unlike set theory, it doesn't create something out of nothing.
- Everything must be defined using its own rules and axioms.

#### 2. Constructive Approach:

- Mereology follows a *constructive method* where things are built step by step, which aligns well with computer programming (no infinities allowed).

### Collections in Mereology

#### • Types of Collections:

##### 1. Sets:

- Have two operators: *subset* ( $\subseteq$ ) and *memberOf* ( $\in$ ).
- Sets can include both physical and abstract elements.

##### 2. Aggregates:

- Use only the *partOf* operator (denoted as  $\leq$ ).
- No difference between an element "x" and the aggregate "{x}".
- No membership operator ( $\in$ ).

#### • Empty Collection:

- In mereology, the empty aggregate {} means *nothing*, unlike the empty set in set theory.

## Key Concepts in Mereology

### 1. Part and Proper Part:

- *PartOf* ( $\leq$ ): x is part of y.
- *Proper Part* ( $<$ ): x is a part of y, but y is not part of x.

### 2. Overlap and Supplement:

- *Overlap*: Two entities share a common part.
- *Supplement*: If x has a proper part, there's another part that doesn't overlap with it.

### 3. Extensionality:

- If two entities have the same parts, they are considered the same.

## Specializations of Mereology

### 1. Discrete Mereology:

- Everything can be broken down into smallest indivisible parts (*atoms*).

### 2. Continuous Mereology:

- Any entity can be divided infinitely into smaller parts (no atoms exist).

### 3. Lumpy Mereology:

- A mix of both: some entities are atoms, and others are infinitely divisible.

## Operations in Mereology

- **Union (U)**: Combines parts of two entities.
- **Intersection ( $\cap$ )**: Finds the common parts of two entities.

## Comparison to Set Theory

### • Set Theory:

- Allows both physical and abstract entities.
- Example: A cat and a number can both be members of a set {Yojo, 7}.
- Sets are abstractions and have no mass.

### • Mereology:

- Aggregates of physical parts have physical meaning.
- Mixing physical and abstract elements is often undefined

## Real-World Applications:

- Mereology can describe *parts and wholes* in various fields, like:
  - **Families**: Defining family members can get complex with divorce and adoption.
  - **Organizations**: Companies and governments act as collective wholes.

In short, mereology is all about understanding how parts relate to wholes without needing to “create something from nothing,” and it applies to both abstract ideas and real-world objects!

## **SPACE AND TIME**

### **1. Causality and Time:**

- Causality involves a relationship where one entity (A) causes another entity (B) to occur. This idea, known as classical causality, has been challenged by modern physics, but still applies to everyday experiences.
- The concepts of *entropy*, *information*, and *causality* are tied to time. In the universe's early stages, entropy was low, and time's direction is well-defined. But, in extreme cases like black holes, time might behave differently.

### **2. Continuants vs. Occurrents:**

- Continuants are objects that exist fully at any point in time. For example, a human body is a continuant because all parts exist together at any moment.
- Occurrents are events or processes that unfold over time, like the stages of a human life or a storm. They require specifying their temporal parts.
- Time and space concepts must be adjusted for modern physics, where time is part of a four-dimensional space-time continuum, and the behavior of objects can be more complex.

### **3. Identity Conditions:**

- To identify an object across different times or locations, continuity in space and time is necessary. For example, a person's identity over time depends on the continuous existence of their body.
- However, for objects like electrons, quantum mechanics allows them to jump between positions without leaving detectable traces. This makes identity less clear at the quantum level.

### **4. Granularity:**

- Granularity refers to the smallest detectable unit of detail. For instance, a sandy beach may seem smooth from a distance, but up close, it's made of grains.
- Different fields of study and observation methods have different granularities. In manufacturing, for example, technology limits how precisely objects can be reproduced.
- Granularity can be actual (based on the physical nature of objects), epistemic (based on knowledge or measurements), or intentional (based on the purpose of the observer).

### **5. Contextual Understanding of Objects:**

- The way we represent and think about objects changes depending on the context and the purpose of the observer. A roadway might be viewed differently by a traveler, an engineer, or a policymaker.
- In some contexts, the same object might be considered as continuous, discrete, or lumpy based on the observer's purpose.

By understanding these concepts, ontology helps us define and categorize the nature of objects, events, and their relationships over time and space. It also examines how objects retain their identity and how their characteristics might change depending on context or observation.

## UNIT - III :Knowledge Representations: Knowledge Engineering, Representing structure in frames, Rules and data, Object-oriented systems, Natural language Semantics, Levels of representation

### Knowledge Engineering

Knowledge Engineering is the systematic process of transforming domain-specific knowledge into a computable form for solving real-world problems efficiently. It involves capturing informal specifications, formalizing them into logical models, and using principles of knowledge representation to build practical systems.

---

### Key Concepts and Examples

#### 1. What is Knowledge Engineering?

- **Definition:** The application of logic and ontology to create computable models for solving domain-specific problems within constraints like budgets and deadlines.
  - **Example:** A knowledge engineer models a **traffic light system** where the light alternates between red and green automatically or can be manually controlled under special conditions.
- 

#### 2. Translating Informal Specifications

- **Challenge:** Informal, natural language descriptions must be translated into precise, computable formats.
  - **Example:**
    - **Informal Spec:** "A traffic light automatically turns red or green but has manual control."
    - **Formal Spec:**
      - Variables: `currentColor` (red/green), `autoSwitch` (on/off).
      - Rules:
        - If `autoSwitch` = on, green lasts `gg` seconds, then turns red.
        - If `autoSwitch` = off, manual inputs control the light.
- 

#### 3. Principles of Knowledge Representation

Knowledge representations serve multiple purposes in AI systems:

1. **Surrogate:** Models real systems computationally.
    - **Example:** Simulating a traffic light system with time-based changes.
  2. **Ontological Commitments:** Defines entities and relationships.
    - **Example:** Variables like `TrafficLight` or attributes like `currentColor`.
  3. **Intelligent Reasoning:** Enables logical deductions.
    - **Example:** If the light is red now, it will turn green in `rr` seconds.
  4. **Efficient Computation:** Supports algorithmic execution.
    - **Example:** A loop controlling the light's state transitions.
  5. **Human Expression:** Facilitates communication with domain experts.
    - **Example:** Simplified graphs or stylized English descriptions.
- 

## 4. Approaches to Formalization

### Declarative Approach

- Describes system behavior with rules and axioms.
- **Example:**
  - Initial state SS: Light is red, `autoSwitch = on`.
  - Deductive Rule: After `rr` seconds, the light turns green.

### Procedural Approach

- Uses step-by-step instructions to simulate system operations.
  - **Example (Traffic Light):**
    - `while autoSwitch == "on":`
    - `set currentColor to "red"`
    - `wait r seconds`
    - `set currentColor to "green"`
    - `wait g seconds`
- 

## 5. Ontological Commitments

Defines the system's structure through templates, frames, or schemas.

- **Example:** Traffic Light in a rule-based system like CLIPS:
  - `(deftemplate trafficLight`
  - `(slot name (type SYMBOL))`
  - `(slot currentColor (allowed-values red green))`
  - `(slot redTime (type FLOAT))`
  - `(slot greenTime (type FLOAT))`
  - `(slot autoSwitch (allowed-values on off))`
- 

## 6. Reasoning Strategies

Different strategies handle system operations:

1. **Procedural Loop:** Step-by-step execution for sequential systems.
    - Best for time-based processes (e.g., traffic light state transitions).
  2. **Logical Formulas:** Enables prediction or deduction.
    - **Example:** "If the light is red at  $t$ , it will turn green at  $t + r$ ."
  3. **Forward-Chaining Rules:** Automatically updates the system when conditions are met.
- 

## 7. Medium for Human Expression

To communicate with domain experts, knowledge must be represented intuitively:

- **Example:** Conceptual Graph (visual) or Stylized English:
    - "If a traffic light is red at time  $t$ , and the autoSwitch is on, it turns green at  $t + r$ ."
- 

## Advantages of Different Approaches

1. **Procedural Approach:**
    - Best for processes with a natural sequence.
    - **Limitation:** Less suitable for parallel or complex relationships.
  2. **Declarative/Logical Approach:**
    - Excels at representing non-linear dependencies.
    - **Limitation:** Requires additional mechanisms for time or parallelism.
- 

This summary distills key aspects of knowledge engineering with concrete examples, emphasizing how informal ideas are formalized into practical, computable systems.

Here's a more detailed explanation of **frames** and their role in knowledge representation, elaborated with examples from the provided text:

---

## Frames: Representing Knowledge Structures

A **frame** is a structured way of representing knowledge about a specific, stereotypical situation or object. Think of a frame as a **template or schema** that describes what is typically true in a particular scenario or for an object.

For instance:

- A **living room frame** might include slots for furniture, such as a sofa, a TV, and lamps, along with their expected characteristics (e.g., the TV should be placed against a wall).
- A **birthday party frame** might include slots for decorations, a cake, and gifts, specifying expected actions like blowing out candles.

## Structure of Frames

1. **Top Levels:** Represent facts that are always true about the scenario.  
Example: In a "Traffic Light" frame, the fact that it cycles through colors (red, yellow, green) would be at the top level.
2. **Slots:** Represent attributes or variables specific to instances of the frame. These can be filled with specific data.  
Example: For a "Traffic Light," slots might include:
  - **currentColor:** The current state of the light (e.g., "green").
  - **redTime:** Duration for which the light stays red.
  - **autoSwitch:** A boolean indicating if the light changes automatically.
3. **Conditions:** Specify rules for filling slots or constraints for their values.
  - A slot may require a specific type of value, such as "Duration" for **redTime** or "Color" for **currentColor**.

## Example: Traffic Light Frame

Here is how a "Traffic Light" frame might look in a structured representation:

```
(defineType TrafficLight
  (supertype Object)
  (currentColor (type Color) (oneOf (red green yellow)))
  (redTime (type Duration))
  (greenTime (type Duration))
  (whenChanged (type PointInTime))
  (autoSwitch (type State) (oneOf (on off)))
)
```

- **Supertype:** "Object" indicates that a TrafficLight inherits general properties from the Object frame.
- **Slots:**
  - **currentColor:** Can only take values from "red," "green," or "yellow."
  - **redTime:** Duration for which the light stays red (e.g., "60 seconds").
  - **autoSwitch:** Indicates whether the traffic light switches automatically, with possible values "on" or "off."

---

## Hierarchies and Inheritance



Frames support **hierarchies** through **supertypes** and **subtypes**:

- **Supertypes** represent general categories.
- **Subtypes** inherit properties and add specific details.

### Example: Truck and TrailerTruck Frames

#### 1. Truck Frame:

```
2. (defineType Truck
3.   (supertype Vehicle)
4.   (unloadedWt (type WtMeasure))
5.   (maxGrossWt (type WtMeasure))
6.   (cargoCapacity (type VolMeasure))
7.   (numberOfWheels (type Integer))
8. )
```

- **UnloadedWt** and **maxGrossWt** are weight measures.
- **cargoCapacity** is a volume measure (e.g., cubic meters).
- **numberOfWheels** must be an integer (e.g., 4, 6, or 18).

#### 9. TrailerTruck Frame (Subtype of Truck):

```
10. (defineType TrailerTruck
11.   (supertype Truck)
12.   (hasPart (type Trailer))
13.   (numberOfWheels 18)
14. )
```

- Inherits all slots from the Truck frame.
- Adds a slot **hasPart** for a trailer.
- Restricts **numberOfWheels** to exactly 18.

### Merged Representation:

The **TrailerTruck** frame effectively combines the inherited slots from the **Truck** frame, with its own specific details:

```
(defineType TrailerTruck
  (supertype Truck)
  (unloadedWt (type WtMeasure))
  (maxGrossWt (type WtMeasure))
  (cargoCapacity (type VolMeasure))
  (hasPart (type Trailer))
  (numberOfWheels 18)
)
```

---

### Mapping Frames to Logic

Frames can be mapped to **logical representations**, such as:

- **Conceptual Graphs (CGs)**: Represent frames using graph structures.
- **Predicate Calculus**: Uses logical predicates and quantifiers.

## Example: Mapping a TrafficLight Instance to Predicate Calculus

An instance Blinky of the TrafficLight frame:

```
(defineinstance Blinky
  (type TrafficLight)
  (currentColor green)
  (redTime 60 seconds)
  (greenTime 60 seconds)
  (whenChanged 0:00 hour)
  (autoSwitch on)
)
```

In predicate calculus:

```
(∃x: TrafficLight) (x = Blinky ∧
  currentColor(x, green) ∧
  redTime(x, <60, seconds>) ∧
  greenTime(x, <60, seconds>) ∧
  whenChanged(x, <0:00, hour>) ∧
  autoSwitch(x, on)).
```

- This representation expresses the same information in a logical form, where each slot is a predicate applied to the instance Blinky.
- 

## Multiple Inheritance

Frames allow **multiple inheritance**, where an instance or type can belong to multiple supertypes.

### Example: Peterbilt Trailer Truck

The frame for a Peterbilt trailer truck:

```
(defineinstance ZF437TT
  (type Peterbilt)
  (type TrailerTruck)
  (manufacturedBy PeterbiltInc)
  (numberOfWheels 18)
)
```

- Inherits properties from both Peterbilt and TrailerTruck.
  - Combines features like numberOfWheels = 18 and manufacturedBy = PeterbiltInc.
- 

## Advantages of Frames

1. **Organized Knowledge:** Frames group related knowledge into logical units, making it easier to manage.
2. **Inference:** Inheritance allows for efficient inference, as properties from supertypes propagate to subtypes or instances.
3. **Flexible Representation:** Frames can represent complex conditions and relationships using constraints in slots.

## Limitations

1. Frames lack the expressive power to handle negations or implications (e.g., "There is no hippopotamus in this room").
  2. Arithmetic computations or more complex logic often require external systems or procedural attachments.
- 

## Summary

Frames are a powerful tool for structuring and organizing knowledge in AI. They represent a scenario or object as a set of attributes (slots) with specific constraints and allow for hierarchical inheritance, making knowledge representation both efficient and intuitive. Examples like "TrafficLight" and "TrailerTruck" demonstrate how frames encapsulate knowledge in a reusable and logical format.

## Summary: Rules and Data

During the 1970s, **universities pioneered expert systems**, while **Ted Codd developed relational databases at IBM**. Although expert systems and database systems differ in scale, their functionalities are converging as database systems handle more complex operations and expert systems are applied to larger data sets.

### Key Differences:

- **Expert Systems:** Focus on executing repeated rules on **small data sets**.
- **Database Systems:** Execute short chains of rules on **large data sets**.

**Common Logical Foundations:** Both systems rely on the **existential-conjunctive (EC) subset of logic**, using two main inference rules:

- **Modus Ponens:** From  $p$  and  $(p \rightarrow q)$ , infer  $q$  (Forward Chaining).
- **Modus Tollens:** From  $\neg q$  and  $(q \rightarrow p)$ , infer  $\neg p$  (Backward Chaining).

## Historical Developments and Key Systems

- **Planner (1971, MIT):** Combined **forward and backward chaining with relational databases**.

- **MYCIN (Stanford, 1976):** A backward-chaining system for **diagnosing bacterial infections**.
- **OPS5 (Carnegie-Mellon):** A forward-chaining system that became the foundation for commercial expert systems, such as **CLIPS**.
- **Prolog:** Developed in Europe, combined backward-chaining with logical operations, influencing database integration.

## Integration of Systems and Query Techniques

- Systems like **Microplanner, Prolog, and SQL** use **backtracking** to solve queries:
  - Search relevant relations to find the desired data.
  - **Backtracking** tries different options if a goal cannot be met.

## Optimization

- In **SQL databases**, optimizations like **indexing, hash coding, and goal reordering** improve query performance.
- In contrast, systems like **Prolog and Microplanner** require manual goal ordering or use **preprocessors** for optimization.

## PLURALS AND SETS

- Handling plural expressions in **logic** is more cumbersome than in English.
- **Microplanner** uses **find operators** to find multiple matches.
- In **Prolog**, the **setof predicate** accumulates search results into a list.
- **SQL** includes built-in operations such as **GROUP BY and HAVING clauses** to efficiently manipulate large sets of data.

Overall, **expert systems and relational databases share a logical foundation**, with a convergence in their capabilities due to the integration of relational operations and logical inference techniques.

## Explanation with Examples

The provided passage discusses how different knowledge representation and query languages—**SQL, Prolog, and CLIPS**—can express operations to solve queries while adhering to the same logical foundations but using distinct syntaxes and mechanisms. Let's break this down step by step with concrete examples.

---

### Key Concepts

#### 1. Knowledge Representation

Knowledge representation stores data about **objects**, their **attributes**, and their **relationships**. Examples include the relations:

- **Supports Relation:** supports(supporter, supportee)  
This means **object A supports object B**.

- **Objects Relation:** objects(id, shape, color)  
Represents **the properties of objects** (like shape, color, etc.).

---

## Conceptual Graphs vs. Natural Language Queries

Conceptual graphs translate natural language questions into a graph form that closely mirrors the semantics of natural language.

---

### 1. SQL

In **SQL**, queries are formulated to select data from tables by filtering, grouping, and joining.

#### Example Query (English):

*"Select all supportees from the supports and objects relations where each supportee has the shape 'block,' each supporter has the shape 'pyramid,' and group the answers by supportees, selecting only those supportees that have exactly three supporters."*

#### SQL Translation:

```
CREATE VIEW sup_color AS
```

```
SELECT supporter, color
```

```
FROM supports, objects
```

```
WHERE supportee = id;
```

- This query defines a **view** sup\_color that groups supporter and color by selecting data from the supports and objects tables.
- The WHERE clause ensures that only those rows where supportee matches id in the objects table are selected.

### 2. Prolog

Prolog uses a **rule-based logical syntax**, emphasizing backward chaining and pattern matching.

#### Prolog Rule for sup\_color:

```
sup_color(S, C) :- supports(S, X), objects(X, *, C).
```

- In this Prolog rule:
  - sup\_color(S, C) is **true** if S supports some object X, and X has a **color C**.
  - It searches for a combination of **S and X** that meets the conditions in the database.

#### Prolog Query to Find Supporters of Pyramid E:

```
setof(S, ind_supports(S, 'E'), L).
```

- Here, setof collects all supporters of pyramid E into a list L.

---

### 3. CLIPS

CLIPS is a **forward-chaining rule-based system** and is commonly used in **expert systems**. It emphasizes pattern matching and proactive updates.

**Forward-Chaining Rule in CLIPS** to maintain contains relationships:

```
(defrule checkForBoxSupporter
```

```
  (supports ?x ?y)
```

```
  (objects ?x box ?)
```

```
=>
```

```
  (assert (contains ?x ?y)))
```

- In this CLIPS rule:
  - If ?x is a **box** and ?x supports some object ?y, it asserts that **?x contains ?y**.
  - This proactively updates the database's **contains relationships** to maintain constraints (e.g., boxes containing anything they support).

---

### Key Comparisons

Feature	SQL	Prolog	CLIPS
Query Method	Declarative (Backward Chaining)	Logical (Backward Chaining)	Forward Chaining
Syntax	SELECT, JOIN, WHERE, GROUP BY	Rules with :- syntax	Pattern matching, defrule
Relation Handling	Views and Triggers	Rules with Recursion	Rule-based assertions
Optimization Focus	Query Optimizers	Not Optimized for Recursion	Rete Network for efficiency
Updating Database	Triggers	Pattern Matching Updates	Proactive Updates

---

## 4. Conceptual Graph Representation

In **Conceptual Graphs**, queries are expressed in a graph format close to natural language.

**For Example:**

**Natural Language Query:**

*"Which blocks are supported by 3 pyramids?"*

**Conceptual Graph Translation:**

- [Block: {\*}?](Thme)~[Support]-7(Inst)-7[Pyramid: Col{\*}@3]
- Here:
  - {\*} represents **plurals**.
  - Thme and Inst are linguistic representations for **relationships**.

- The query asks to group **blocks collectively supported by exactly 3 pyramids**.

---

### Practical Implications

- **Backward Chaining** (Prolog, SQL): Focuses on deducing results by exploring relationships backward through known facts.
- **Forward Chaining** (CLIPS): Updates the database by proactively ensuring relationships (e.g., boxes containing contents).
- Each system has trade-offs:
  - **SQL** excels at simple, declarative queries with large datasets.
  - **Prolog** uses recursion and pattern matching but lacks native support for some database operations.
  - **CLIPS** provides fast updates and real-time constraint checks.

---

### Conclusion

- Different systems (**SQL, Prolog, CLIPS**) have distinct syntaxes but share **logical core principles**.
- Translating natural language queries into these systems requires **conceptual mapping and abstraction**.
- **Conceptual graphs** act as an intermediate representation, simplifying the transformation from natural language queries to lower-level languages like **SQL, Prolog, and CLIPS**.

Each system's choice depends on its specific goals and constraints, like performance, scalability, data relationships, and querying complexity.

### Key Concepts with Text Examples

---

#### 1. Object-Oriented Systems (OOPS) Overview

- OOPS combine **declarative** (specifying objects) and **procedural** (defining actions) styles.
- Instead of separating data and actions, they **integrate data and operations** into a single package.

#### Example: Truck Class

Imagine we have a class `Truck`. In Java, it's declared as:

#### Java Code:

```
public class Truck extends Vehicle {
```

```

    private int unloadedWeight;
    private int maxGrossWeight;
    private int cargoCapacity;

    // Getter methods to access private variables
    public int getUnloadedWeight() { return unloadedWeight; }
    public int getMaxGrossWeight() { return maxGrossWeight; }
    public int getCargoCapacity() { return cargoCapacity; }
}

```

#### Text Explanation:

- Here, `Truck` **inherits properties** from its parent class `Vehicle`.
  - Data about weight and capacity is **encapsulated** in private variables.
  - External code must use **methods** (like `getUnloadedWeight()`) to access this information.
- 

## 2. Encapsulation

Encapsulation restricts direct access to an object's internal data. Only class methods or subclasses can interact with these private variables.

#### Example: TrailerTruck Class

```

public class TrailerTruck extends Truck {
    private Trailer trailer;

    // Constructor to initialize the TrailerTruck
    public TrailerTruck() {
        trailer = new Trailer();
        System.out.println("A new TrailerTruck has been created.");
    }
}

```

#### Text Explanation:

- In this `TrailerTruck` class, we have a `trailer` object.
  - Other parts of the program cannot access the `trailer` directly.
  - The `constructor` initializes it and encapsulates its operations, following OOPS principles.
- 

## 3. Mapping Frames to Objects

- In a **frame system**, a **slot** maps to an **instance variable** in OOPS.
- Inheritance in frames corresponds to **inheritance of properties and methods** in classes.



### Example: Inheritance in Frames to Object-Oriented Code

- In the frame system, you have a parent `Vehicle` frame.
- In OOPS, `Truck` extends `Vehicle`, inheriting its properties.

#### Text Explanation:

- **Parent Frame (`Vehicle`):** Contains attributes like `speed`, `capacity`.
  - **Sub-frame (`Truck`):** Inherits these properties and adds new attributes like `cargoCapacity`.
- 

## 4. Procedural Integration

OOPS require procedural code to perform actual actions.

### Backward Chaining Example

- In parsing, backward chaining refers to converting grammar rules into **recursive calls**.

#### Text Example:

If your system needs to parse a sentence ("The truck is moving"), it uses **recursive descent parsing** to break down the sentence into individual parts (subject, verb, object).

### Forward Chaining Example

- **Observer Pattern in an Inventory System**

```
Observable inventory = new Observable(); // The main inventory system
Observer warehouseManager = new Observer(); // Dependent warehouse system

// Whenever new products are added, observers get notified
inventory.addObserver(warehouseManager);
```

#### Text Explanation:

- In an **Observer Pattern**, every update in the `Observable` inventory **notifies dependent Observer systems automatically**.
- 

## 5. Encapsulation Enhances Data Integrity

Encapsulation ensures that only the right parts of the code interact with an object's data.

### Example: Simulating a Delivery System

- A `Truck` object's operations (e.g., loading, delivery) are determined by its internal methods rather than direct access by external programs.

**Text Explanation:**

- Encapsulation allows **operations like loading cargo or navigating routes** to remain hidden inside the class, ensuring data remains **safe and error-free**.
- 

## 6. Logic-Based OOPS Systems

- In these systems, **procedures encode logical propositions** instead of explicitly stating them.

**Example: Converting PowerLoom Frames to C++**

- In PowerLoom, logical **frames are automatically converted into C++ declarations**, maintaining compatibility across programming systems.

**Text Explanation:**

- This ensures **automatic conversion of logical rules** into code, maintaining **efficiency and accuracy**.
- 

## 7. Zooming In and Zooming Out

- Systems often have interactive displays allowing **detailed zoom-ins or broader zoom-outs** of processes and states.

**Example: Birthday Party Visualization**

- In a conceptual graph representing a birthday party:
  - **Zoom In:** Shows the process of cake cutting, guest interactions, and time intervals.
  - **Zoom Out:** Displays relationships between guests and candles in a concise visual format.

**Text Explanation:**

- Such visualizations help programmers and analysts **understand complex interactions efficiently** by focusing on relevant details.
-

## 8. Translation to Natural Language

Programmers often use **comments and documentation**, ensuring code readability.

### Example

```
// Method to get the truck's cargo capacity
public int cargoCapacity() {
    return cargoCapacity;
}
```

### Text Explanation:

- These **comments serve as a bridge between the code and human understanding**, ensuring clarity for **both programmers and non-technical users**.
- 

Let me know if you'd like more specific examples or deeper clarifications! ☐

## Simplified Key Points with Examples

---

### 1. Natural Language vs. Artificial Languages

- **Natural languages** (like English or Spanish) are used by humans to communicate.
    - Example: "She plays the piano."
  - **Artificial languages** (mathematics and programming) have limited syntax to avoid ambiguity.
    - Example: In math,  $2 + 2 = 4$  is exact and unambiguous.
- 

### 2. Background Knowledge in Language Understanding

- Understanding language requires **background knowledge** about the world and context.
    - Example: In a request about **the movie *Casablanca***:
      - The system must know:
        - *Casablanca* is a **movie**, not a city.
        - Humphrey Bogart is an **actor**, not just a name.
      - This knowledge is difficult for computers to acquire automatically.
- 

### 3. Challenges in Language Processing

1. **Syntax Analysis** (Understanding Sentence Structure):
    - Computers can analyze words quickly but still struggle with sentence meaning.
    - **Example:** Sentence: *"Find me a programmer at Chase Manhattan Bank who knows graphics."*
      - The system must locate the right person, but they may not work in a department explicitly labeled **"graphics."**
  2. **Semantic Interpretation** (Understanding Word Meanings):
    - Resolving **ambiguous words** is difficult.
    - **Example:**
      - The word **"piano"** could mean:
        - A **musical instrument**
        - A **story in a building**
        - A **plane or surface**
      - Context helps decide the correct meaning.
- 

#### 4. Steps in Language Analysis (DANTE Example)

1. **Morphology** (Word Forms)
    - Break words into parts and identify their meanings.
    - **Example:** *"degli"* means **"of the"** (preposition + article).
  2. **Syntax** (Sentence Structure)
    - Analyze grammar to determine the relationships between words.
    - **Example:** In *"the association of industrialists"*, it splits into phrases showing **associations and parts**.
  3. **Semantics** (Concept Meaning)
    - Translate sentences into **conceptual graphs** that represent meanings and relationships.
    - **Example:**
      - Conceptual graph:
        - [Association] **contains** [Industrialists]
        - Meaning: **"The association includes industrialists."**
- 

#### 5. Resolving Ambiguities

- Many words have **multiple meanings**, which must be resolved with context and syntax.
    - **Example:**
      - **"Mezzogiorno"** means **"noon"** or **"the south of Italy"**.
      - Context determines whether it refers to **time or location**.
-

## 6. Inference & Knowledge Representation

- Conceptual-level representations allow **complex reasoning and inferences**.
    - **Example:** In a sentence about "**Raul Gardini becoming President**",
      - The system answers **who got the job** but also deduces:
      - **Who was President before or after the appointment?**
- 

### Key Takeaways

- **Natural languages** are rich but challenging for computers due to their ambiguity and vast background knowledge requirements.
- **Artificial languages** have strict rules but lack the expressive flexibility of natural languages.
- **Language processing relies on understanding syntax, semantics, and background knowledge**, which current AI systems still struggle to handle fully.

### Simplified Key Points

---

## 1. Levels of Representation

### Ron Brachman's Levels (1979)

Ron Brachman divided representation into **5 levels**, focusing on how knowledge is organized and implemented:

1. **Implementational Level**
  - Involves **data structures** used in programming.
  - Examples: **Atoms, pointers, lists**.
2. **Logical Level**
  - Uses **symbolic logic** (propositions, variables, quantifiers, etc.).
  - Example: Logical statements like "**All humans are mortal**".
3. **Epistemological Level**
  - Defines **concept types, subtypes, inheritance**, and relationships among concepts.
  - Example: A "**vehicle**" concept that includes "**car**," "**bus**," and "**motorcycle**."
4. **Conceptual Level**
  - Involves **semantic relations, objects, actions**, and **linguistic roles**.
  - Example: How **actions relate to objects**, like "**a car moving on a road**."
5. **Linguistic Level**
  - Represents **arbitrary concepts, words, and expressions** in natural language.
  - Example: **English phrases** like "**I am going to the store**."

---

## 2. Competence Levels (Rodney Brooks, 1986)

Rodney Brooks outlined **8 levels of competence** for mobile robots, showing increasing sophistication:

1. **Avoiding**
    - Robots **avoid obstacles**, both moving and stationary.
  2. **Wandering**
    - Robots move **randomly** while avoiding obstacles.
  3. **Exploring**
    - Robots search for **reachable areas** and head toward them.
  4. **Mapping**
    - Build a **map of the environment** and note routes.
  5. **Noticing**
    - Detect **environment changes**, like new obstacles or areas.
  6. **Reasoning**
    - Robots **identify objects**, reason about their relationships, and act on them.
  7. **Planning**
    - Create **plans to change the environment** in desired ways.
  8. **Anticipating**
    - Predict **the actions of other objects**, adjust plans proactively.
- 

## 3. Design Levels (Zachman Framework)

Zachman's **5 levels** outline different perspectives of information representation in **systems architecture**:

1. **Scope** (Level 1)
  - Describes aspects **independent of computer representation**.
  - Focus: The **big picture of business operations**.
2. **Enterprise Model** (Level 2)
  - Still **independent of computer implementation**, but describes **business interactions**.
3. **System Model** (Level 3)
  - Descriptions are **implementation-independent**, selected by a **system analyst**.
4. **Technology Model** (Level 4)
  - Connects **data structures to physical representations**, linking **programming and operations**.
5. **Component Level** (Level 5)
  - Focuses on **specific implementation details**, where the connection to the outside world becomes **less apparent**.

## Zachman's Matrix

- A matrix with **6 columns and 5 rows**, showing **30 perspectives on knowledge representation**.
  - It captures various views, such as **business goals, processes, and IT implementation details**.
- 

## Key Takeaways

1. **Representation Levels** (Brachman) focus on **abstract conceptual understanding and programming details**.
2. **Competence Levels** (Brooks) outline how **robotic systems evolve in complexity and functionality**.
3. **Design Levels** (Zachman) show how **systems are structured from business concepts down to technical implementation details**.

## UNIT IV

**Processes: Times, Events and Situations, Classification of processes, Procedures, Processes and Histories, Concurrent processes, Computation, Constraint satisfaction, Change Contexts: Syntax of contexts, Semantics of contexts, First-order reasoning in contexts, Modal reasoning in contexts, Encapsulating objects in contexts.**

### Processes

A **process** is a series of structured steps designed to transform inputs into desired outputs, ensuring efficiency, consistency, and predictability. It is goal-oriented, with each step dependent on the previous one, and is essential for achieving specific results, whether in business, computing, manufacturing, or natural systems.

#### Key Points:

**Goal-Oriented:** Designed to achieve a specific outcome.

**Sequence of Steps:** Each action leads to the next in a defined order.

**Efficiency:** Processes streamline tasks, saving time and resources.

**Consistency:** Ensures uniform results each time the process is executed.

**Control and Accountability:** Provides a framework for monitoring progress and assigning responsibility.

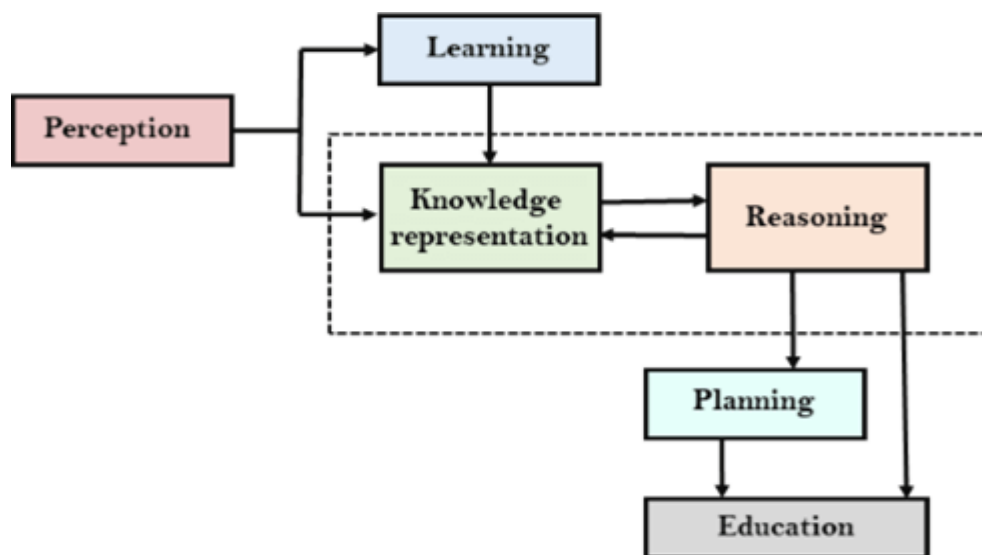
#### Types of Processes:

**Business Processes:** Operations like order processing or customer service.

**Computing Processes:** Running instances of programs that perform tasks.

**Manufacturing Processes:** Steps involved in producing goods.

**Natural Processes:** Processes like photosynthesis or the water cycle.





## History :

The concept of **processes** has evolved over time, spanning multiple disciplines, from industrial engineering to computing and even biology. The term "process" has been used in various contexts, but it consistently refers to the structured sequence of actions that transform inputs into outputs. Here's a brief overview of how the idea of processes has developed across different fields:

### Early Concepts

**Ancient Systems:** The earliest forms of processes can be traced back to ancient civilizations, such as those in Egypt, Greece, and Mesopotamia. Processes like agriculture, trade, and craftsmanship relied on step-by-step methods to achieve consistent outcomes, although they weren't formalized in the way we understand processes today.

**Industrial Revolution:** The industrial age saw the formalization of processes, particularly in manufacturing. With the rise of factories, processes were created to ensure efficiency in production. Pioneers like **Frederick Taylor** (father of scientific management) introduced principles to optimize workflows, aiming for maximum productivity with minimum waste.

### Modern Era

**Business Process Management (BPM):** In the 20th century, the need for structured workflows in businesses became apparent. **BPM** emerged as a field that focuses on improving business processes by analyzing, designing, and optimizing them. Organizations began documenting and standardizing processes to improve consistency, quality, and efficiency.

**Computing:** In computing, the term "process" evolved in the mid-20th century to represent the execution of a program. As computer technology advanced, processes became a fundamental concept in operating systems, where each program or task running on a computer is treated as a process. This shift was largely due to the growth of multi-tasking operating systems that required efficient management of processes to ensure smooth operation.

### Key Milestones:

**Frederick Taylor's Scientific Management (1910s):** Introduced the first systematic approach to processes in manufacturing, focusing on optimizing workflows.

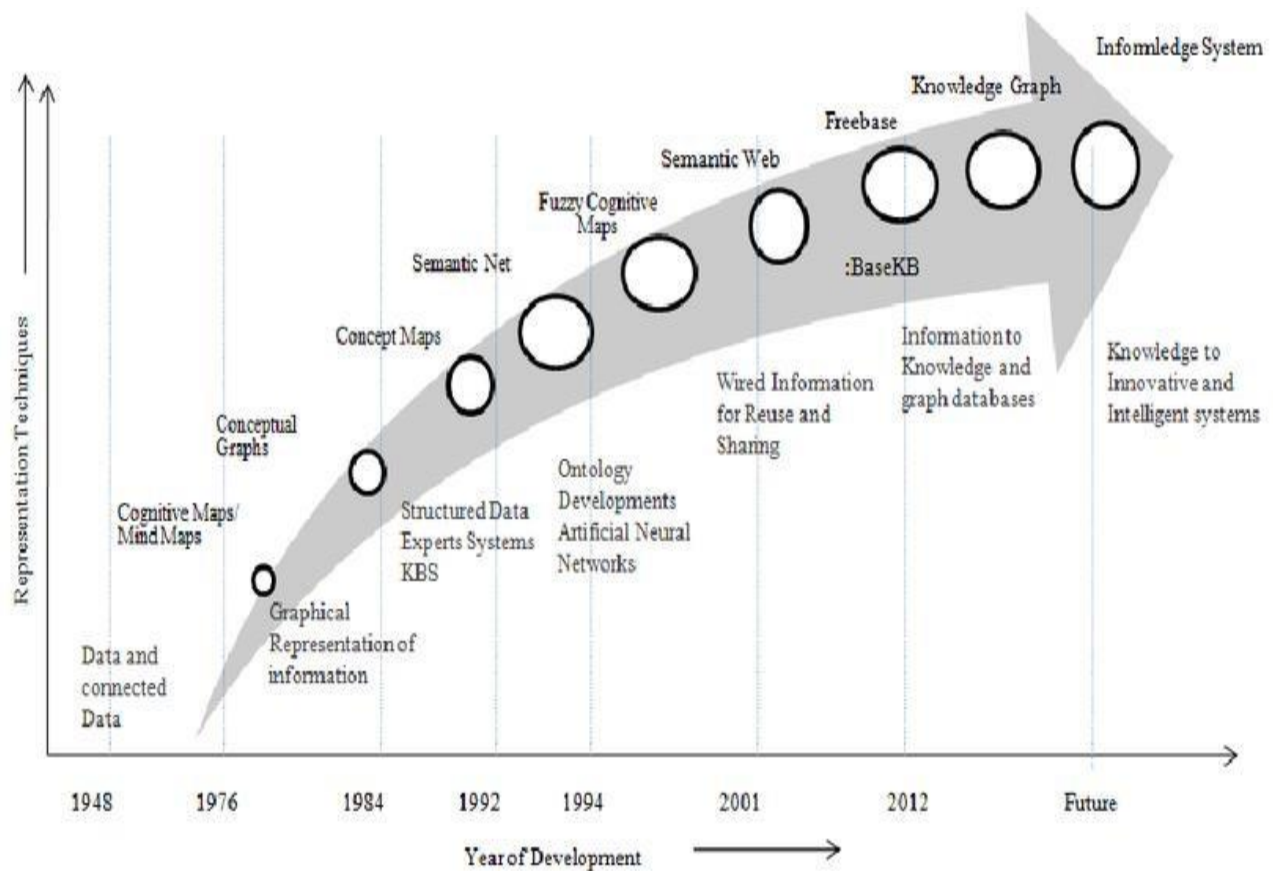
**First-Generation Operating Systems (1940s-50s):** The concept of processes in computing emerged, with programs being executed in isolation, leading to the development of modern OS architectures.

**Business Process Reengineering (BPR) (1990s):** This management strategy focused on radically redesigning business processes to achieve dramatic improvements in performance, cost, and service quality.

### Process Today

**Digital Transformation:** With the rise of automation, machine learning, and AI, processes in both business and computing are becoming more automated and data-driven. Technologies like **Robotic Process Automation (RPA)** are redefining the landscape of how processes are designed and executed, enabling organizations to improve efficiency even further.

**Industry 4.0:** The integration of digital tools and systems into manufacturing processes has created smart factories where processes are continuously monitored, optimized, and even autonomously controlled using real-time data.



## Processes : Times

Processes and their relationship with time are fundamental to understanding the behavior of systems, whether in computing, project management, or other domains. Time provides the backbone for structuring and coordinating the sequence of events, ensuring processes occur in the correct order and within specified constraints.

### Key concepts include :

#### Temporal Dependencies

Processes often rely on specific time-based triggers or sequences to maintain synchronization and efficiency. In real-time systems, for instance, tasks are strictly bound by deadlines. Failure to complete a task within the allotted time can lead to system failure. For example, in an air traffic control system, time constraints dictate the coordination of takeoff, landing, and ground operations to avoid collisions.

#### State Transitions

A process's lifecycle is marked by transitions between states—Ready, Running, Waiting, and Terminated. Time determines the duration of each state and guides schedulers in operating systems to optimize resource utilization. For instance:

A process waiting for I/O may transition back to "Ready" once the I/O operation completes.

The scheduler allocates CPU time slices to ensure fair and efficient execution of processes.

## **Synchronization in Distributed Systems**

In distributed systems, maintaining a global view of time is challenging but crucial. Timestamps, such as those in Lamport clocks or vector clocks, help order events and resolve conflicts across nodes. Time synchronization protocols like NTP (Network Time Protocol) ensure consistency in time across distributed systems.

## **Time in Historical Analysis and Debugging**

Processes generate logs with time-stamped events, enabling debugging, auditing, and performance optimization. Time helps reconstruct the sequence of events, identify bottlenecks, and analyze system behavior.

## **Examples in Real-Time Applications**

**Robotics:** Coordinating actuators and sensors based on precise timings ensures accurate operations. For example, in a robotic arm, the timing of joint movements determines the success of a task.

**Multimedia Streaming:** Processes are synchronized to ensure audio and video remain in sync for a seamless user experience.

## **Key Applications in Computing (Points):**

**Operating Systems:** Time slices in process scheduling ensure multitasking and fairness.

**Distributed Systems:** Logical and physical clocks maintain consistency across nodes.

**Real-Time Systems:** Adhering to time constraints guarantees reliability in safety-critical systems like healthcare devices and automotive controls.

**Performance Metrics:** Response time, throughput, and latency are key metrics derived from process time management.

## **Real-World Scenarios:**

**Project Management:** Gantt charts and timelines are used to allocate tasks and ensure deadlines are met.

**E-commerce:** Tracking delivery processes and customer interactions relies on precise time management.

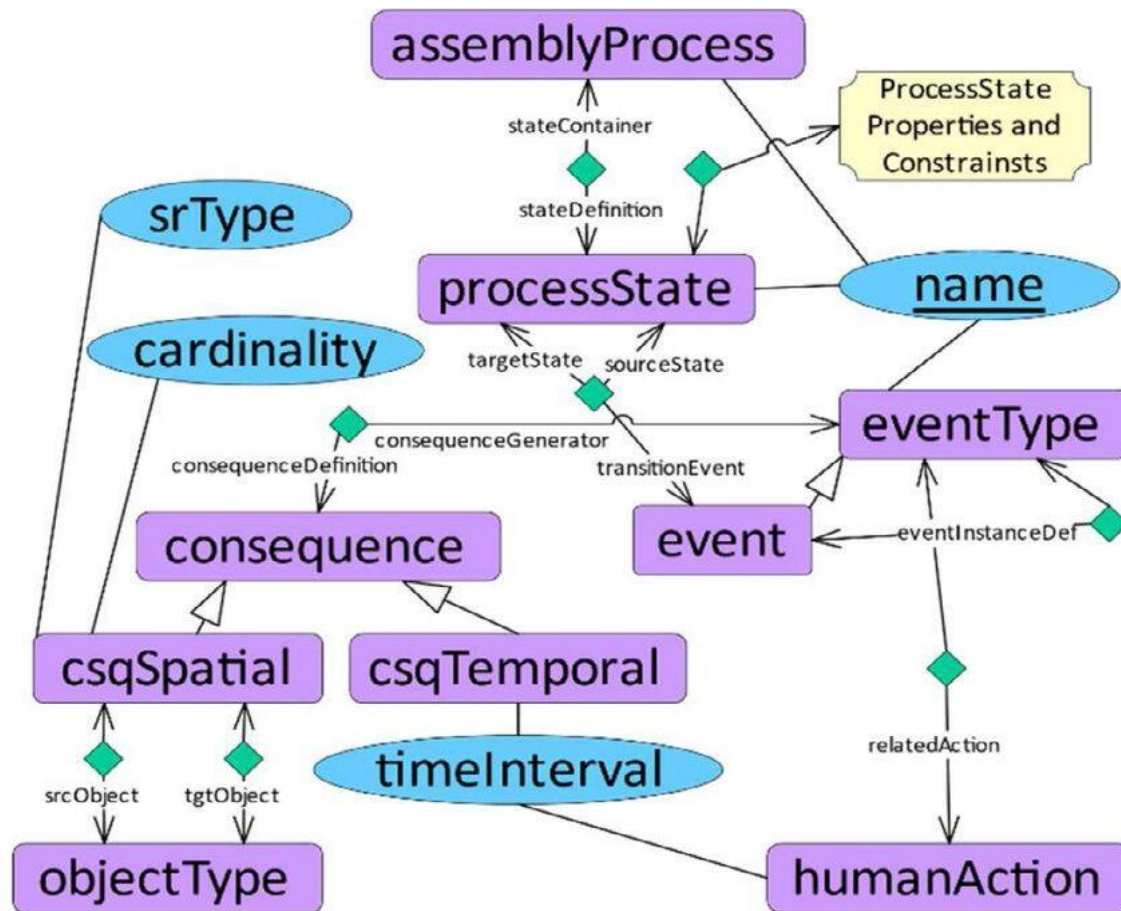
**Event-driven Programming:** In software, timers and events are used to trigger processes, like refreshing a webpage or handling asynchronous data.

## **Events And Situations**

### **Events**

Events are occurrences that mark significant points within processes, acting as triggers for changes, actions, or transitions. These events can represent anything from a user interaction to a system-generated signal. In the context of processes, events are the fundamental units that define the flow and dynamics of activities.

An event could be as simple as a user clicking a button in a graphical user interface (GUI) or as complex as a network node receiving a data packet. Events may either occur at a specific point in time or span over a duration depending on their context. They can be classified into different categories based on their origin and impact on processes.



### Key Concepts of Events:

#### Triggers for Processes:

Events often serve as the initiating point for processes, such as an alarm triggering a system check or a button click starting a computation.

#### Dynamic Flow:

They provide flexibility and adaptability by allowing processes to react dynamically based on real-time occurrences.

#### Event Handling:

Handling mechanisms like callbacks or interrupt routines ensure that events are captured and processed efficiently.

#### Types of Events:

**Synchronous Events:** Occur within a predictable sequence and are processed immediately, such as function calls.

**Asynchronous Events:** Operate independently of the main program flow, like incoming network messages.

**System Events:** Generated by hardware or software, such as interrupts or exceptions.

#### Examples:

##### User Interaction Events:

Clicking a button in a web app triggers an event listener, executing a predefined action.

**System-Level Events:**

A disk I/O operation generates a completion event once the data transfer is finished.

**Real-Time Events:**

A fire alarm activating upon detecting smoke is an example of a time-sensitive event in the physical world.

## **Situations**

**Situations** are contexts or conditions that determine the occurrence, behavior, or outcome of a process. They define the state of the environment or system at a specific point in time, influencing how processes proceed or are modified. Situations encapsulate relevant factors, inputs, and constraints that govern a process's execution.

**Characteristics of Situations:**

**State-Driven:** Situations describe the current state of a system, which serves as the basis for decision-making or triggering processes.

**Dynamic:** They evolve over time as the system changes, impacting how processes are handled.

**Contextual:** Situations depend on external and internal variables that define the environment of the process.

**Role of Situations in Processes:**

**Triggering Events:**

Situations often determine when an event should occur. For example, in traffic management, the situation of increased vehicle density triggers the process of extending the green light duration.

**Defining Transitions:**

They play a role in transitioning processes between states. For instance, a waiting room situation in a hospital defines when a patient is moved to a doctor's consultation room based on availability.

**Situational Awareness:**

Systems must monitor and adapt to situations to remain effective. For example, autonomous vehicles rely on sensors to understand traffic situations and make decisions.

## **Classification Of Processes**

Processes can be classified based on their characteristics, execution patterns, and objectives. Understanding these classifications helps in optimizing their execution, managing resources effectively, and designing systems suited to specific requirements.

### **1. Based on Interaction with Time**

**Batch Processes:**

Execute a series of tasks without user interaction.

Example: Payroll generation or data backups.

**Real-Time Processes:**

Operate under strict time constraints, providing immediate responses.

Example: Air traffic control systems.

**Interactive Processes:**

Require continuous user interaction during execution.

Example: Browsing a website or editing a document.

**2. Based on Resource Utilization**

**CPU-Bound Processes:**

Spend most of their time performing computations. Optimization focuses on improving computational efficiency.

Example: Image processing or mathematical simulations.

**I/O-Bound Processes:**

Spend more time waiting for input/output operations. Require efficient I/O management to reduce latency.

Example: Reading or writing large files to disk.

**3. Based on Execution Context**

**Single-Threaded Processes:**

Execute sequentially in a single thread. Easier to design but less efficient for multitasking.

Example: Basic console applications.

**Multi-Threaded Processes:**

Contain multiple threads of execution, allowing parallelism.

Example: Web servers handling multiple requests.

**4. Based on Interaction**

**Independent Processes:**

Do not rely on or affect other processes.

Example: Separate applications running on a system.

**Cooperative Processes:**

Work together, sharing data or resources to achieve a goal.

Example: Processes in distributed systems communicating over a network.

**5. Based on Application Domains**

**Business Processes:**

Related to organizational workflows, such as supply chain management or customer support.

**Scientific Processes:**

Used in simulations or research, such as weather modeling or genomic analysis.

**Industrial Processes:**

Governed by automation and control, such as assembly lines or robotics.

**Examples of Process Classifications in Real-World Applications:**

**Healthcare Systems:**

Patient data processing (I/O-bound).

Real-time monitoring of vitals (real-time processes).

**Web Applications:**

Request handling by web servers (multi-threaded and interactive).

Background maintenance tasks like logging (batch processes).

**Distributed Systems:**

Cloud storage services where processes cooperate to ensure data consistency.

Processes, by their nature, can often fall into multiple categories depending on how they are designed and implemented. This classification provides a framework for understanding their behavior and optimizing their operation.

**Processes: Procedures**

**Procedures** refer to defined sequences of steps or instructions that are followed to accomplish a specific task or achieve a desired outcome. These can be thought of as a blueprint or a roadmap that governs the execution of processes, ensuring that operations are carried out systematically and consistently. Procedures are crucial for ensuring processes are repeatable, efficient, and maintainable.

**Characteristics of Procedures:**

**Well-Defined Steps:**

Procedures consist of clear, step-by-step instructions that must be followed in a precise order to ensure the task is completed correctly.

**Repetitiveness:**

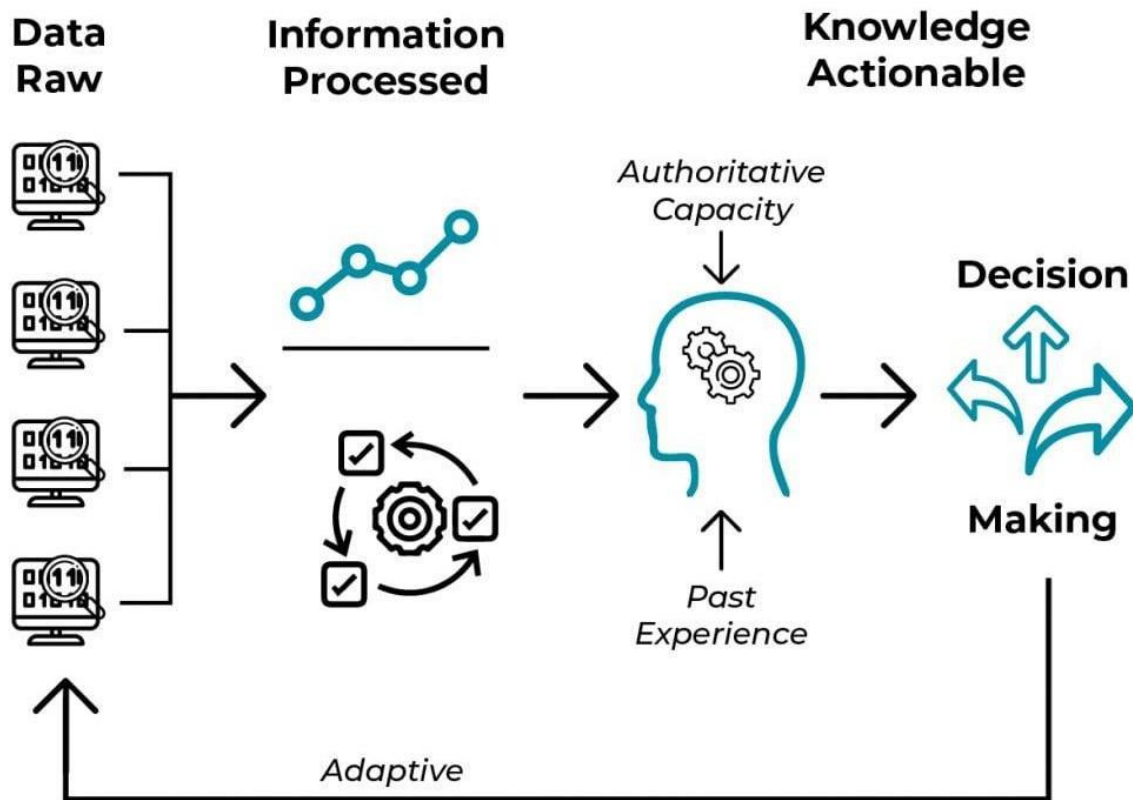
Procedures are typically used for repetitive tasks where the same sequence of actions must be carried out consistently.

**Documentation:**

Procedures are usually documented so that they can be referred to by various team members or stakeholders. This documentation ensures that the process is understandable and reproducible.

**Goal-Oriented:**

The primary objective of a procedure is to accomplish a specific goal, whether it's completing a task, solving a problem, or implementing a system function.



### Types of Procedures:

#### Standard Operating Procedures (SOPs):

These are formalized, detailed procedures that are used to carry out routine operations in various fields such as healthcare, manufacturing, and business.

Example: A company's onboarding procedure for new employees.

#### Administrative Procedures:

These are non-technical procedures that manage the workflow and organization of processes within administrative settings.

Example: A procedure for approving a leave request in a company.

#### Technical Procedures:

These procedures are related to technical fields, such as IT, engineering, or manufacturing. They outline the technical steps needed to perform a particular function or operation.

Example: Troubleshooting a software issue or setting up a network.

#### Safety Procedures:

Procedures developed specifically for ensuring the safety and well-being of individuals during the performance of a task.

Example: Emergency evacuation procedures in case of fire.



## **Procedures in Different Domains:**

### **In Computing:**

In programming, a procedure refers to a block of code that performs a particular operation. In most languages, these are called functions or methods. A procedure is called when the operation needs to be executed, and once the operation is complete, it returns control to the calling process.

Example: A procedure in an application to save data to a database.

### **In Manufacturing:**

Procedures in manufacturing ensure that production processes are completed correctly. These procedures often include steps for quality control, safety, and workflow optimization.

Example: A procedure for assembling a product on an assembly line.

### **In Healthcare:**

Healthcare procedures can be medical or administrative. Medical procedures involve the steps doctors or nurses take to diagnose, treat, or manage a patient's condition, while administrative procedures involve managing patient records, scheduling, or billing.

Example: A procedure for conducting a blood test or administering medication.

## **Concurrent Processes**

**Concurrent processes** refer to multiple processes or tasks that are executed in overlapping time periods, allowing them to run in parallel or appear to run simultaneously. This concept is crucial in both computing and various real-world applications, where efficiency and multitasking are necessary for handling multiple tasks at once.

### **Key Characteristics:**

**Overlapping Execution:** In concurrent processes, tasks or processes overlap in their execution time. They do not necessarily execute at the same time (as in parallel processing), but their operations are interleaved or scheduled in a way that allows efficient resource use.

**Interdependence:** Concurrent processes may be independent or may depend on each other. Coordination between processes can be necessary to ensure they work together without issues like data conflicts or resource contention.

**Asynchronous Execution:** Often, concurrent processes operate asynchronously, meaning one task does not wait for the other to finish before starting. This is particularly common in systems where tasks can be executed without direct synchronization.

### **Applications of Concurrent Processes:**

#### **Operating Systems:**

**Task Scheduling:** Modern operating systems manage multiple processes concurrently, allowing different applications to run simultaneously. The OS uses scheduling algorithms to allocate CPU time to each process, ensuring fair and efficient use of resources.

**Multitasking:** This allows users to switch between applications or have multiple applications running at the same time without manually intervening.

#### **Computing and Software:**

**Parallel Computing:** In high-performance computing (HPC), concurrent processes are often executed in parallel to speed up calculations or data processing tasks. For instance, a program may break down a complex task into smaller sub-tasks that are run concurrently on different processors or cores.

**Event-driven Programming:** Many applications, such as web servers or real-time systems, use concurrent processes to handle multiple events or requests at the same time. Each event is processed concurrently without blocking the others.

#### **Business Processes:**

In business environments, concurrent processes allow organizations to handle different tasks simultaneously, such as customer service handling multiple inquiries or processing several orders at once. These processes can be automated or managed manually but are designed to work together efficiently.

#### **Benefits:**

**Increased Efficiency:** Concurrent processes allow multiple tasks to be handled simultaneously, reducing overall execution time and improving system throughput.

**Better Resource Utilization:** By interleaving tasks, concurrent processes ensure that available resources, such as CPU or memory, are utilized more effectively.

**Improved Responsiveness:** In systems like operating systems or web servers, concurrent processes allow for quicker response times as one process can continue executing while waiting for other tasks to complete.

#### **Challenges:**

**Synchronization:** When concurrent processes share resources (like memory or files), synchronization mechanisms (e.g., locks, semaphores) are needed to avoid conflicts and ensure data consistency.

**Deadlocks:** Concurrent processes can encounter deadlocks, where two or more processes are waiting for each other to release resources, leading to a standstill.

**Context Switching:** Frequent switching between concurrent processes can incur overhead, especially in systems with limited resources, as the system must save and restore the state of processes.

#### **Computation :**

**Computation** is the process of carrying out calculations, operations, or processing data to solve problems or obtain results. It involves following a set of instructions, often referred to as algorithms, that dictate how data is manipulated to produce the desired output.

In computing, **computation** can range from simple tasks like arithmetic calculations (e.g., adding numbers) to more complex processes such as running simulations, analyzing large datasets, or solving mathematical equations. The core of computation is the use of **data**, **instructions**, and **processing units** (like a computer's CPU) to carry out these tasks.

#### **Examples of Computation:**

**Arithmetic:** Adding, subtracting, multiplying, or dividing numbers.

**Sorting and Searching:** Organizing data in a particular order or finding specific items in a dataset.

**Simulations:** Running algorithms that model real-world scenarios, like weather forecasting or stock market predictions.

**Machine Learning:** Training models on large datasets to make predictions or decisions.

## Change In Context

**Contexts** in knowledge representation and AI refer to frameworks that define the conditions under which information or reasoning is interpreted. The **syntax of contexts** involves the formal structure and rules used to describe how contexts are represented, ensuring clarity in their usage. On the other hand, the **semantics of contexts** addresses the meaning and interpretation of information within a context, emphasizing that the same data can hold different meanings depending on the context in which it's applied.

**First-order reasoning in contexts** involves drawing logical inferences based on available facts within a specific context, where the truth of statements may vary across different contexts.

**Modal reasoning** explores possibilities and necessities within contexts, helping determine what could or must be true. **Encapsulating objects in contexts** refers to limiting an object's behavior or meaning to a specific context, as seen in programming and AI, where the object's functionality is governed by the surrounding conditions.

In summary, contexts shape how knowledge is processed, interpreted, and acted upon, making them crucial for understanding dynamic, situation-dependent information.

## Syntax Of Contexts

The **syntax of contexts** refers to the formal rules and structure used to describe how contexts are represented and used within a logical or computational system. It provides a way to define how elements within a specific context are structured and how they relate to each other. In simpler terms, it's the set of rules that ensures we can clearly understand and work with different contexts in reasoning or problem-solving.

### Key Concepts of Syntax in Contexts:

#### Context Representation:

A context represents a specific environment or situation in which certain facts, rules, or conditions are considered true.

In logic, a context might be represented as a set of assumptions, variables, or statements that hold within that environment.

In programming, contexts could represent scopes, such as global or local variables, where certain rules apply.

#### Contextual Variables:

These are the variables that exist within a specific context. Their values or meanings are only valid within that context.

For example, in a programming environment, a variable  $x$  might represent a certain number in one context but something entirely different in another.

#### Contextual Operators:

These are symbols or expressions that define relationships between elements in a context.

For instance, a contextual operator might be used to express that something is true "within the context of C" or "if we are considering context A."

Examples of such operators could include modal operators like "necessary" or "possible" in logic, which describe truths within a particular context.

#### **Contextual Constraints:**

These are rules that define the boundaries of a context. They help specify which relationships or facts are valid within the context and which are not.

For example, a rule could specify that in one context, only certain variables can be true at the same time, while in another context, different rules apply.

#### **Practical Use of Syntax in Contexts:**

##### **In Logic:**

When reasoning about knowledge, the syntax of contexts ensures that we can distinguish between different assumptions. For example, in modal logic, we may use different contexts to represent different possible worlds, and the syntax helps us define the relationships between those worlds.

##### **In Programming:**

Contexts are used to define the scope of variables and functions. The syntax rules ensure that variables declared in one function or block of code are only accessible within that function or block, preventing conflicts and errors.

##### **In Natural Language Processing (NLP):**

In NLP, contexts can help disambiguate the meaning of words or phrases depending on the surrounding text or situation. The syntax defines how we map the words or sentences to their meanings based on the context they occur in.

##### **Example:**

Consider a simple system where contexts are used to model different conditions of a machine.

**Context 1:** The machine is in a "working" state.

**Context 2:** The machine is in a "maintenance" state.

In **Context 1**, the operator start could initiate the machine, while in **Context 2**, the same start operator might trigger a diagnostic check instead. The **syntax** of these contexts would define how these operations are valid in each specific context.

#### **Semantics Of Contexts**

The **semantics of contexts** refers to the meaning or interpretation of information within a given context. While the syntax of contexts focuses on the structure and rules for representing contexts, the semantics of contexts deals with how the information within those contexts is understood, applied, and how it influences reasoning or behavior.

In simpler terms, semantics in contexts explains what the elements within a context actually mean and how they interact with each other. It provides the rules for interpreting the facts, operations, and relationships that are valid in a specific context.

#### **Key Concepts of Semantics in Contexts:**

##### **Contextual Meaning:**

The meaning of statements or propositions can change based on the context in which they are evaluated. For example, the statement "John is tall" means one thing in the context of a basketball team, where height is important, and something else in the context of a group of children, where the standard for "tall" is different.

In AI and logic, this means that the truth or meaning of a statement might depend on the assumptions or facts that hold true in a particular context.

### **Contextual Interpretation:**

Semantics provides the rules for how information should be interpreted when considered within a specific context. This includes determining the truth value of statements and how actions or operations should be executed in a given context.

For example, in programming, the value of a variable might be interpreted differently based on the function or scope it is in. In a mathematical context, certain operations might hold true under some conditions but not others.

### **Dependence on Contextual Constraints:**

The **semantics of contexts** defines how certain facts or rules are constrained within the context. Some facts may be true within one context and false in another based on the rules that govern each context.

For example, if we are working within a scientific model, certain assumptions (like the laws of physics) may apply, but in a different context (e.g., a hypothetical scenario), those assumptions might not hold.

### **Modal Semantics:**

**Modal semantics** involves reasoning about necessity and possibility within different contexts. A statement could be necessarily true in one context (e.g., "all birds can fly" within the context of a specific species) but only possibly true in another context (e.g., "all birds can fly" in general, considering species like penguins).

Modal semantics helps to understand how possible worlds, future scenarios, or hypothetical situations influence how we interpret statements.

### **Truth and Validity in Context:**

In the **semantics of contexts**, a statement's truth value is not universal; it depends on the context. This is crucial in knowledge representation and AI, where reasoning in one context might lead to different conclusions than reasoning in another.

For example, "the sky is blue" might be true in a certain weather context but false in a context where it is cloudy or night.

### **Example:**

Let's consider an example in natural language processing (NLP):

In the sentence "He is the best player," the meaning of "best" depends on the context. In a conversation about sports, "best" might refer to performance in games, whereas in a conversation about academic achievements, it could refer to grades or research accomplishments.

### **In logic:**

The truth of the statement "x is a prime number" depends on the context in which it is evaluated, especially the domain of discourse (i.e., what numbers we are considering as prime). If we are working

within the context of natural numbers, it has one meaning; if within complex numbers, it might not even apply.

#### First Order Reasoning In Contexts

**First-order reasoning in contexts** refers to the process of making logical inferences based on the facts, relations, and assumptions that hold within a specific context, using the principles of first-order logic. First-order logic (FOL) is a formal system used for reasoning about objects, their properties, and relationships between them.

In first-order reasoning, we deal with:

**Objects:** These are individual entities that exist in the domain of discourse.

**Predicates:** These describe properties of objects or relations between objects.

**Quantifiers:** These indicate the extent to which a statement applies (e.g., "for all" or "there exists").

**Variables:** These represent objects that can take on different values within the context.

When reasoning within a context, the **truth values** of propositions or facts can change depending on the assumptions or conditions that hold in that context.

#### Key Features of First-Order Reasoning in Contexts:

##### Context-Specific Truth:

The truth of statements can vary depending on the context. For example, a statement like "x is a prime number" may be true in the context of natural numbers but false in the context of complex numbers.

In first-order logic, the interpretation of predicates and terms depends on the domain (set of objects) considered within the context.

##### Quantification within Contexts:

First-order logic involves quantifiers like "for all" (universal quantifier) and "there exists" (existential quantifier). These quantifiers define how broad or specific the reasoning is within a context.

For example, in a context where we are only considering prime numbers, the statement "For all x, x is greater than 1" could be true for all objects within that context.

##### Logical Inferences:

First-order reasoning allows us to make inferences from known facts within a context. For example, if in one context we know that "all humans are mortal" and "Socrates is a human," we can infer that "Socrates is mortal."

These inferences are valid as long as the underlying assumptions within the context hold true.

##### Contextual Assumptions:

The assumptions or axioms that define the context play a crucial role in first-order reasoning. These assumptions help set the boundaries for what is considered true or false.

For example, in a scientific context, the assumption that "all substances obey the laws of physics" might allow certain inferences, but if the context changes to a hypothetical scenario where those laws don't apply, the reasoning would differ.

##### Changing Contexts:

First-order reasoning can be adapted as contexts change. When switching from one context to another, the definitions, facts, and relationships may change, affecting the conclusions drawn.

For instance, reasoning about a person's age in a family context might involve different variables than reasoning about age in a scientific context (e.g., the age of a species or species-specific development).

### Example:

Imagine we have the following statements in the context of animals:

**Context 1 (Land Animals):** "All mammals are warm-blooded."

**Context 2 (Marine Animals):** "All fish are cold-blooded."

Now, suppose we have the following premises:

"Dolphins are mammals."

"Dolphins are warm-blooded."

In **Context 1**, we can use first-order reasoning to conclude that since dolphins are mammals, they must be warm-blooded. However, in **Context 2**, the reasoning may change, and we would look at different facts that may influence whether the same conclusions about dolphins apply.

### Modal Reasoning In Contexts

**Modal reasoning in contexts** extends first-order logic by introducing **modal operators** that express necessity and possibility within a given context. It helps reason about what is necessarily true, what is possibly true, or what is required or allowed within different scenarios or situations. Modal reasoning is crucial in contexts because it provides a way to handle uncertainty, change, and different possible worlds or states of affairs.

In simple terms, modal reasoning allows us to reason about things that could happen (possibility) or must happen (necessity) depending on the context in which we are reasoning.

#### Key Concepts of Modal Reasoning in Contexts:

##### Modal Operators:

The core of modal reasoning involves modal operators, typically:

**Necessity ( $\Box$ ):** This operator expresses that something must be true in a given context.

**Possibility ( $\Diamond$ ):** This operator expresses that something might be true in a given context.

These operators allow us to express statements like:

"It is necessary that x is true" ( $\Box x$ )

"It is possible that x is true" ( $\Diamond x$ )

##### Contexts and Possible Worlds:

In modal reasoning, the context can be thought of as a **possible world**—a hypothetical or real situation in which certain facts, rules, or conditions are true.

Different contexts can lead to different possible worlds, each with its own set of truths. Modal reasoning helps us navigate these worlds and determine what is true in one or more contexts.

##### Contextual Necessity and Possibility:

In **contextual necessity**, something is true in every possible situation or context within the scope of reasoning. For example, in a legal context, the statement "everyone must pay taxes" might be necessary within that context.

In **contextual possibility**, something might be true in at least one possible context. For example, "it is possible that someone might break the law" can be true in a legal context because breaking the law is a possibility, though not a certainty.

**Reasoning About Alternatives:**

Modal reasoning allows us to consider multiple alternatives or possible futures, which is especially useful in decision-making, planning, and handling uncertainty.

For example, in AI, modal reasoning could help a system reason about possible actions based on different scenarios or possible worlds.

**Changing Contexts:**

The meaning of necessity and possibility can change when the context changes. For example, in one context, something might be necessary (e.g., "water freezes at 0°C" in a physical context), but in another, the same fact might be seen as possible (e.g., "it is possible that water freezes in a laboratory setting under controlled conditions").

This adaptability of modal reasoning across changing contexts is key to making reasoning flexible and applicable to real-world situations.

**Example:**

Let's consider the following statements within two contexts—**Context A (a legal context)** and **Context B (a medical context)**:

**Context A:** "All individuals must follow the law."

**Context B:** "All individuals must follow medical advice."

In **Context A**, the modal reasoning may focus on legal obligations:

**Necessity:** "It is necessary for all citizens to pay taxes."

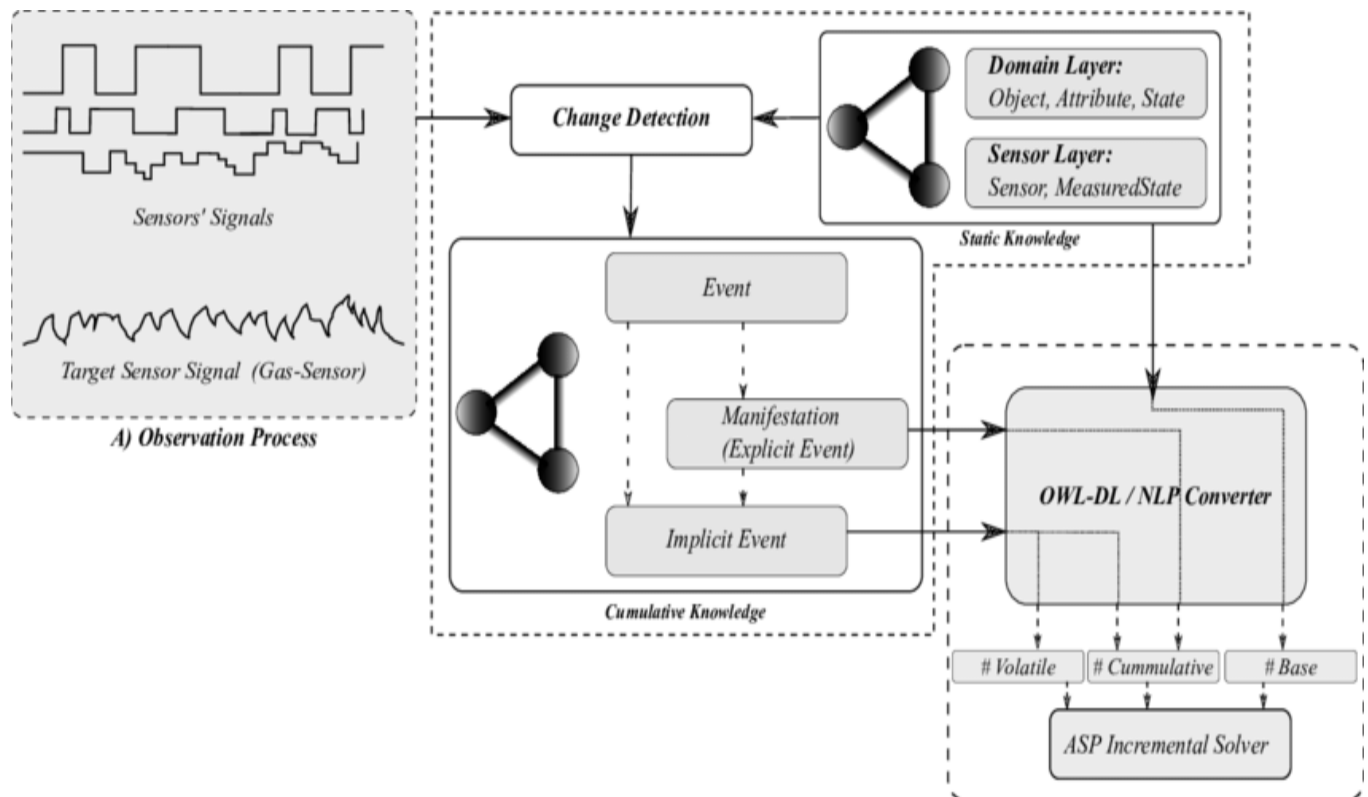
**Possibility:** "It is possible for individuals to break the law."

In **Context B**, the modal reasoning shifts to health-related matters:

**Necessity:** "It is necessary for individuals with chronic conditions to follow medical advice."

**Possibility:** "It is possible for a person to recover from an illness without following all prescribed treatments."





## Encapsulating Objects In contexts

**Encapsulating objects in contexts** refers to the process of restricting or controlling the visibility and interactions of objects within specific contexts. In this approach, objects (such as variables, functions, or entities) are contained within a defined context, ensuring that their properties or behaviors are only accessible or applicable in certain situations. This encapsulation helps manage complexity, enhance modularity, and enforce constraints on how objects interact with one another in different contexts.

### Key Concepts of Encapsulating Objects in Contexts:

#### Object Encapsulation:

Encapsulation is a fundamental concept in both programming and logic. In the context of reasoning, it refers to the idea of grouping an object together with its properties or behaviors and restricting access to these internal details from the outside world.

This means that within a specific context, the object's attributes or operations are hidden from other contexts unless explicitly exposed.

#### Contextual Boundaries:

A **context** defines the boundaries within which an object exists. When an object is encapsulated within a context, it can only be manipulated or reasoned about within that context. For instance, an object in a financial context may represent an account balance, but this object's behavior or value might not make sense in a medical context.

The encapsulation ensures that the object behaves consistently and only within its defined rules and assumptions of the context.

### **Contextual Interaction:**

Encapsulation also controls how objects can interact with other objects across different contexts. Objects within a context may not directly interact with objects from other contexts unless they are exposed through specific interfaces or functions.

This prevents unwanted side effects or interactions that could lead to inconsistent or unintended behavior in other contexts.

### **Modularity and Separation of Concerns:**

Encapsulating objects in contexts promotes **modularity**. Each context acts as a self-contained unit that can be developed, tested, and reasoned about independently. By encapsulating objects, the system's complexity is reduced, as the objects only need to be understood within their relevant contexts.

This separation of concerns allows the system to handle different aspects (e.g., legal, medical, financial) independently, each with its own set of rules and constraints.

### **Security and Privacy:**

Encapsulation helps protect sensitive information by limiting the access to and modification of objects to the context where they are relevant. This is important for maintaining privacy and security in complex systems where information must be protected from unauthorized access.

### **Dynamic Context Switching:**

In some systems, the context can change dynamically. An object that is encapsulated within one context might need to be accessed or exposed to another context. Managing the encapsulation during such context switches ensures that the integrity of the object and its behavior is maintained.

For example, an object representing a user might be encapsulated in a security context to ensure that sensitive information is protected, but could be exposed in a different context (e.g., a user profile context) for specific operations.

### **Example:**

Imagine a system that models **banking** and **medical** contexts with encapsulated objects:

In the **banking context**, an object representing a "bank account" has properties like balance and transaction history, but it is encapsulated in such a way that only banking-related operations (like deposit or withdrawal) can affect it.

In the **medical context**, an object representing a "patient" might have properties like medical history and prescribed medications, but these properties are encapsulated in a medical system, where only authorized medical professionals can interact with the object's properties.

If the banking context needs to reference a patient (e.g., a billing system), the system will expose only the necessary information about the patient (e.g., name, address), not the full medical history. This encapsulation ensures that sensitive information is protected and that the object behaves consistently across different contexts.

**UNIT - V :** Knowledge Soup: Vagueness, Uncertainty, Randomness and Ignorance, Limitations of logic, Fuzzy logic, Nonmonotonic Logic, Theories, Models and the world, Semiotics Knowledge Acquisition and Sharing: Sharing Ontologies, Conceptual schema, Accommodating multiple paradigms, Relating different knowledge representations, Language patterns, Tools for knowledge acquisition.

## Knowledge Soup in KRR

In the context of KRR, **Knowledge Soup** could be interpreted metaphorically to represent a vast, diverse, and possibly unstructured collection of knowledge, much like a soup contains a mixture of ingredients. A knowledge soup could refer to a knowledge base that includes various types of data, facts, concepts, and relationships, but perhaps in a less organized or even ambiguous state.

Here's how it might be connected to KRR concepts:

1. **Vagueness and Ambiguity:** Similar to vagueness in natural language, the knowledge in a knowledge soup might contain ambiguous or imprecise concepts. For example, how do you represent a vague concept like "tall" in a way that a computer can reason about it? In KRR, this is often addressed by **fuzzy logic** or probabilistic reasoning.
2. **Complexity and Structure:** A knowledge soup might imply a complex, large-scale knowledge base. This complexity can arise in AI systems where knowledge is drawn from many sources, some of which may be contradictory or incomplete. Effective reasoning in such environments requires advanced KRR techniques to handle such diversity.
3. **Distributed Knowledge:** A "soup" might also refer to knowledge that is distributed across different agents or sources. In KRR, distributed knowledge requires mechanisms to combine and reconcile knowledge from multiple sources in a consistent way.
4. **Reasoning in Uncertainty:** If the knowledge is imprecise or contradictory, reasoning systems in KRR must deal with uncertainty. This might involve **non-monotonic reasoning** (where conclusions can be retracted) or **belief revision** techniques.

## Tools in KRR

In KRR, there are several methods and technologies used to handle large and diverse sets of knowledge, including:

- **Logic-based systems:** These involve using formal logic to represent and reason about knowledge. Examples include propositional logic, predicate logic, and description logics (used in ontologies).
- **Rule-based systems:** These systems use sets of if-then rules to perform reasoning. Knowledge is represented as rules that can infer new facts.

- **Ontologies:** Ontologies are formal representations of knowledge, typically in the form of a set of concepts within a domain, and the relationships between those concepts.
- **Fuzzy Logic:** Fuzzy logic is used to handle vague concepts, where reasoning involves degrees of truth rather than binary true/false distinctions.
- **Probabilistic Reasoning:** This type of reasoning deals with uncertainty in knowledge, and includes techniques like Bayesian networks to represent and calculate probabilities.

## Vagueness:

**Vagueness** is the property of a concept, term, or statement where its meaning is unclear or imprecise. It occurs when there are borderline cases where it is difficult to determine whether something falls under a particular concept. Vagueness is a significant issue in both natural language and formal systems like logic, philosophy, and law.

### Key Characteristics of Vagueness:

1. **Lack of Clear Boundaries:** Vagueness arises when there is no precise cutoff point. For example, the term "tall" is vague because there's no definitive height that separates a "tall" person from a "short" person. A person who is 5'9" might be considered tall in one context and not in another.
2. **Borderline Cases:** A borderline case is a situation where it is difficult to say whether it clearly fits into a category. For example, if someone is 5'10", they might be considered tall by some and not by others, depending on the context.
3. **Gradability:** Many vague terms are gradable, meaning they allow for varying degrees. For example, "warm" can describe a wide range of temperatures, from mildly warm to very hot. There's no exact threshold between what is considered "warm" and what is "hot."

### Examples of Vagueness:

1. **Natural Language:**
  - "Tall," "soon," "rich," "young" are all vague terms. Each of these words can apply to different situations, but there's no clear-cut definition for when they apply, and they depend on context.
2. **The Sorites Paradox:** The Sorites Paradox (or "paradox of the heap") is a famous philosophical puzzle that illustrates vagueness. It asks, at what point does a heap of sand cease to be a heap if you keep removing grains of sand one by one? If removing one grain doesn't change the status of being a heap, how many grains can you remove before it is no longer a heap? This paradox highlights the issue of vagueness in language.
3. **Legal and Ethical Terms:** Words like "reasonable" or "justifiable" in legal contexts can be vague. What constitutes "reasonable doubt" in a trial, for example, is open to

interpretation. The lack of precision in such terms can lead to different interpretations and outcomes.

### Theories of Vagueness:

1. **Classical (Bivalent) Logic:** In classical logic, statements are either true or false. However, vague terms don't fit neatly into this binary system. For example, "John is tall" might be true in one context (in a group of children) but false in another (in a group of basketball players). This reveals the limitation of classical logic in dealing with vagueness.
2. **Fuzzy Logic:** To handle vagueness, fuzzy logic was developed, where terms can have degrees of truth. Instead of only being true or false, a statement can be partially true to some extent. For instance, in fuzzy logic, "John is tall" could be assigned a value like 0.7 (on a scale from 0 to 1), reflecting that John is somewhat tall but not extremely so.
3. **Supervaluationism:** This theory suggests that a statement can be considered true in all precise interpretations of a vague term, or false in all interpretations where it is not true. This avoids the problem of borderline cases by treating them as indeterminate but still consistent in a logical framework.
4. **Epistemic View:** Some philosophers argue that vagueness comes from our ignorance or lack of knowledge, rather than an inherent property of language. In this view, terms are vague because we don't know enough to draw clear boundaries, but the world may be objectively precise.

### Practical Implications of Vagueness:

1. **In Communication:** Vagueness allows for flexibility in communication, but it can also lead to misunderstandings. People often rely on context to resolve vagueness, but this can lead to different interpretations, especially in ambiguous situations.
2. **In Law and Policy:** Vagueness in legal language can lead to **legal uncertainty** and disputes. If a law says "no reckless driving," the term "reckless" might be interpreted differently by different people, leading to inconsistent enforcement or legal challenges.
3. **In Decision-Making:** Vagueness can complicate decision-making, especially when precise information is needed. In uncertain situations, people may rely on subjective judgments or heuristics, leading to potentially flawed decisions.

### Addressing Vagueness:

To manage vagueness, various approaches can be used, depending on the context:

- **Clarification:** Asking for more precise definitions or context can help reduce vagueness.

- **Fuzzy Systems:** In computing and AI, fuzzy systems and reasoning techniques like fuzzy logic allow for handling vagueness by assigning degrees of truth.
- **Context:** Often, understanding the context can resolve vagueness. For example, the meaning of "tall" can be clarified based on the group being discussed (e.g., children vs. professional basketball players).

## Uncertainty:

**Uncertainty in Knowledge Representation and Reasoning (KRR)** refers to situations where the available information is incomplete, imprecise, or unreliable. Handling uncertainty is a critical aspect of KRR, especially when the goal is to model real-world situations, where knowledge is rarely fully certain or complete. There are various types and approaches to dealing with uncertainty in KRR, and understanding how to represent and reason about uncertain knowledge is fundamental to building intelligent systems that operate in dynamic and complex environments.

### Types of Uncertainty in KRR:

1. **Incompleteness:** This occurs when the knowledge base does not have all the information required to make a decision or draw a conclusion. For example, in a medical diagnostic system, the system might not have all the patient's symptoms or test results available.
2. **Imprecision:** Imprecision refers to the vagueness or lack of exactness in information. For instance, terms like "high temperature" or "rich" are vague and can vary depending on context. A patient might be considered to have a "high fever," but at what temperature does this become true?
3. **Ambiguity:** Ambiguity happens when there is more than one possible interpretation of information. For example, the statement "She is a fast runner" could mean different things in different contexts: she might run faster than others in her class or faster than an Olympic athlete.
4. **Contradiction:** This type of uncertainty arises when knowledge sources provide conflicting information. For example, one piece of knowledge might state that "all birds can fly," while another says "penguins are birds and cannot fly." The system must manage this contradiction to arrive at reasonable conclusions.
5. **Randomness:** Randomness refers to situations where outcomes cannot be precisely predicted, even if all the relevant information is available. For example, in weather forecasting, the future state of the weather can be uncertain due to chaotic elements.

### Approaches to Handling Uncertainty in KRR:

1. **Probabilistic Reasoning:** Probabilistic models represent uncertainty by assigning probabilities to different outcomes or propositions. This approach allows reasoning about likelihoods and making decisions based on the probability of various possibilities.
  - **Bayesian Networks:** A Bayesian network is a graphical model used to represent probabilistic relationships among variables. In a Bayesian network, nodes represent random variables, and edges represent probabilistic dependencies. This approach is useful in scenarios where uncertainty arises from incomplete or noisy data.
  - **Markov Decision Processes (MDPs):** In decision-making scenarios where actions have uncertain outcomes, MDPs are used to model decisions over time under uncertainty. They are particularly useful in reinforcement learning.
2. **Fuzzy Logic:** Fuzzy logic is a method for dealing with **imprecision** by allowing reasoning with degrees of truth rather than binary true/false values. In fuzzy logic, variables can take values between 0 and 1, representing partial truths. For example, a temperature could be "somewhat hot" (e.g., 0.7), instead of strictly "hot" or "cold."
  - **Fuzzy Sets:** A fuzzy set allows for partial membership of elements in a set. For instance, the term "young" could apply to a range of ages (e.g., 18–35 years), with each person assigned a degree of membership to the fuzzy set of "young."
3. **Non-Monotonic Reasoning:** Non-monotonic reasoning allows for conclusions to be withdrawn when new, more precise information becomes available. This is important when reasoning under uncertainty because it accounts for the possibility of knowledge evolving over time. For example, if new evidence suggests that a patient does not have a disease, a diagnosis that was previously made might need to be reconsidered.
4. **Dempster-Shafer Theory:** The Dempster-Shafer theory, also known as **evidence theory**, is used to model uncertainty by representing evidence as belief functions. It allows for reasoning with incomplete and conflicting evidence and provides a framework for combining different sources of evidence. Unlike Bayesian methods, which require prior probabilities, Dempster-Shafer theory uses "basic probability assignments" to quantify belief.
5. **Default Reasoning:** Default reasoning involves drawing conclusions based on typical or most likely cases when full information is unavailable. For example, if a person is known to have a dog, you may assume they feed their dog unless evidence suggests otherwise. This form of reasoning is used to handle uncertainty when specific facts are missing.
6. **Argumentation Theory:** Argumentation theory deals with reasoning based on arguments, counterarguments, and conclusions. It is used to handle situations with conflicting or uncertain information by analyzing the strengths and weaknesses of different arguments and selecting the most plausible conclusion. This approach is particularly useful in legal reasoning or multi-agent systems where different agents may hold different beliefs or perspectives.

## Uncertainty in Decision-Making:

In real-world decision-making, uncertainty is common, and decision support systems (DSS) often incorporate techniques to handle it. Some of the approaches used in KRR include:

- **Expected Utility Theory:** This theory uses probabilities to assess the expected outcomes of different choices and helps decision-makers choose the option that maximizes expected benefit or utility, given uncertainty.
- **Monte Carlo Simulation:** This method uses random sampling and statistical modeling to simulate possible outcomes of uncertain situations, helping in risk assessment and decision-making under uncertainty.

## Handling Uncertainty in Knowledge Representation:

In KRR, managing uncertainty often involves representing knowledge in a way that accounts for missing or uncertain facts. Here are some techniques for handling uncertainty in knowledge representation:

1. **Probabilistic Logic:** This combines probabilistic models and logical reasoning to represent uncertain knowledge. It can handle uncertain statements like "there is an 80% chance that John will arrive on time" within a logical framework.
2. **Markov Chains:** Used to represent systems where the state evolves probabilistically over time. This is especially useful for reasoning in dynamic environments where future states depend on the current state.
3. **Epistemic Logic:** This is used to represent and reason about knowledge and belief within multi-agent systems. It deals with how agents in a system can have different knowledge or beliefs, and how that affects their decisions and reasoning.

## Applications of Uncertainty in KRR:

- **Autonomous Systems:** Self-driving cars need to handle uncertainty about road conditions, the behavior of other drivers, and sensor readings in real time.
- **Medical Diagnosis:** Medical systems must reason about uncertain patient symptoms, test results, and treatment outcomes, often using probabilistic models to make decisions.
- **Robotics:** Robots must make decisions based on incomplete or uncertain sensory data, which requires reasoning under uncertainty.
- **Financial Forecasting:** Financial models must consider uncertainties in the market, making probabilistic reasoning an essential tool for predicting stock prices and managing risks.

## Randomness and Ignorance:



**Randomness** and **ignorance** are two distinct concepts that refer to different kinds of uncertainty in the context of Knowledge Representation and Reasoning (KRR). Both play important roles in how uncertain knowledge is represented and reasoned about in artificial intelligence (AI) and related fields. Let's explore each of these concepts and how they are handled in KRR.

## 1. Randomness

**Randomness** refers to the inherent unpredictability of certain events or outcomes, even when all relevant information is available. It is a feature of systems or processes that are governed by probabilistic laws rather than deterministic ones. In a random system, the outcome is not predictable in a specific way, although the distribution of possible outcomes can often be modeled statistically.

### *Key Characteristics of Randomness:*

- **Unpredictability:** Even if you know all the factors influencing an event, the outcome is still uncertain and cannot be precisely predicted. For example, the roll of a die or the flip of a coin are random events.
- **Statistical Patterns:** Although individual outcomes are unpredictable, there may be an underlying probability distribution governing the events. For instance, you may not know the exact outcome of a dice roll, but you know the probability of each outcome (1 through 6) is equal.

### *Handling Randomness in KRR:*

In Knowledge Representation and Reasoning, randomness is typically handled using **probabilistic models**. These models allow systems to reason about uncertain outcomes by representing the likelihood of various possibilities.

- **Probabilistic Reasoning:** This involves reasoning about events or outcomes that have known probabilities. For example, if there's a 70% chance that it will rain tomorrow, probabilistic reasoning can help an AI system make decisions based on that uncertainty.
  - **Bayesian Networks:** These are probabilistic graphical models that represent variables and their conditional dependencies. Bayesian networks allow systems to update beliefs as new evidence is received. They are widely used for reasoning under uncertainty, particularly in scenarios where the system has incomplete knowledge.
  - **Markov Decision Processes (MDPs):** In decision-making problems involving randomness, MDPs are used to model situations where an agent must make a series of decisions in an environment where the outcome of each action is uncertain but follows a known probability distribution.
- **Monte Carlo Simulations:** These are computational methods used to estimate probabilities or outcomes by running simulations that involve random sampling. For

example, a system could simulate many random outcomes of a process to estimate the expected value of a decision.

- **Random Variables:** In probabilistic reasoning, random variables are used to represent quantities that can take on different values according to some probability distribution. These can be discrete (like the result of a dice roll) or continuous (like the measurement of temperature).

### *Example:*

Consider a robot navigating a maze where the movement is subject to random errors (e.g., a random drift in its position). The robot might use probabilistic models (like a **Markov process**) to estimate its current location based on past observations and its known movement errors. The randomness comes from the unpredictability of the robot's exact position due to these errors.

## **2. Ignorance**

**Ignorance** refers to the lack of knowledge or information about a particular situation or fact. Unlike randomness, which is inherent in the system, ignorance arises because of missing, incomplete, or inaccessible information. Ignorance represents a type of uncertainty that results from **not knowing** something, rather than from an inherently unpredictable process.

### *Key Characteristics of Ignorance:*

- **Incomplete Information:** Ignorance occurs when the knowledge about the current state of affairs is insufficient. For instance, not knowing the outcome of an experiment because the data has not been collected yet.
- **Lack of Awareness:** Ignorance can also arise from a lack of awareness or understanding of certain facts or rules. For example, a person may be unaware of a specific law or rule that affects their decision-making.
- **Uncertainty Due to Absence of Evidence:** When there is no evidence or prior knowledge available, a system may be uncertain because it cannot deduce anything with confidence.

### *Handling Ignorance in KRR:*

In Knowledge Representation and Reasoning, ignorance is often modeled by representing **missing information** or **partial knowledge**. Various approaches help deal with the lack of knowledge in reasoning systems.

- **Default Reasoning:** Default reasoning is used to make assumptions based on typical or common knowledge when full information is not available. For example, if a car is known to have an engine, but no information is available about the car's model, it might be assumed to have a standard engine by default.

- **Non-Monotonic Reasoning:** Non-monotonic reasoning allows conclusions to be revised when new information is obtained. If a system draws a conclusion based on incomplete knowledge, this conclusion may need to be retracted or updated once more information becomes available. For example, if a robot assumes that a person is not in a room because it cannot see them, the system may revise its assumption if it later learns that the person was hiding or out of view.
- **Belief Revision:** In situations where ignorance leads to incorrect beliefs (due to missing or incomplete information), belief revision is used to adjust the knowledge base. This involves updating the system's beliefs when new information is received. For example, if a weather system initially ignores certain weather patterns, it may revise its forecast when new data becomes available.
- **Epistemic Logic:** This type of logic deals with reasoning about knowledge itself. It allows systems to represent **what is known** and **what is unknown**. Epistemic logic is useful in multi-agent systems where agents have different levels of knowledge, and reasoning about ignorance (or knowledge gaps) is necessary to coordinate actions.

#### Example:

Consider a medical diagnosis system. If a doctor doesn't have information about a patient's allergy history, the system might make assumptions based on typical cases or general knowledge. However, once the system receives more information (e.g., the patient's allergy test results), it can revise its diagnosis accordingly. The initial uncertainty was caused by ignorance, and the updated diagnosis comes from a more complete knowledge base.

### Randomness Vs. Ignorance in KRR

- **Randomness** is the result of inherent unpredictability in a system or process. It is characterized by the **probabilistic nature** of events or outcomes, and it can often be modeled using probabilities and statistical methods.
- **Ignorance** arises from missing, incomplete, or unknown information. It is the result of **knowledge gaps** rather than inherent unpredictability. In KRR, ignorance is often dealt with by assuming default knowledge, revising beliefs, or making reasoned guesses based on the available facts.

While both randomness and ignorance lead to uncertainty, the approaches to handling them differ. Randomness is dealt with using probabilistic models, while ignorance is addressed through reasoning mechanisms that allow for decision-making in the face of incomplete or missing information.

### Limitations of logic:

In **Knowledge Representation and Reasoning (KRR)**, **logic** is a fundamental tool used to represent knowledge and draw inferences. However, despite its importance, logic has several

limitations when it comes to representing and reasoning about complex, real-world scenarios. These limitations stem from the rigidity of formal systems, the assumptions underlying logical reasoning, and the inherent uncertainty or vagueness present in many situations.

Here are the key limitations of logic in KRR:

## 1. Inability to Handle Uncertainty

Logic, particularly classical logic, operates under the assumption that every statement is either **true** or **false**. This binary approach is well-suited for problems where information is clear and deterministic, but it struggles in the presence of **uncertainty**.

- **Example:** In real-world scenarios, many statements are uncertain or probabilistic. For instance, "It will rain tomorrow" can only be given a probability rather than a definitive true/false value. Classical logic does not handle such probabilistic or uncertain reasoning effectively.
- **Solution:** To overcome this, extensions of classical logic like **probabilistic reasoning** (e.g., **Bayesian networks**), **fuzzy logic**, or **non-monotonic reasoning** are often used to represent and reason about uncertainty.

## 2. Inability to Deal with Vagueness

**Vagueness** refers to the lack of precise boundaries in concepts. Many real-world terms are inherently vague, meaning that there is no clear-cut, objective point at which they stop being true.

- **Example:** The term "tall" has no precise definition — a person who is 5'10" might be considered tall in one context (e.g., among children) but not in another (e.g., among professional basketball players).
- **Problem:** Classical logic does not deal well with such **fuzzy** concepts. It fails to capture degrees of truth or the gradual nature of vague concepts.
- **Solution:** **Fuzzy logic** and **multi-valued logics** are more suitable for such cases, allowing reasoning with degrees of truth (e.g., being "somewhat tall").

## 3. Inability to Handle Incomplete Information

Logic typically assumes that all the relevant information required to make decisions or inferences is available. However, in many real-world situations, knowledge is **incomplete** or **partial**.

- **Example:** In a medical diagnosis system, the system might have incomplete information about a patient's symptoms or history, but it still needs to make decisions based on what it knows.

- **Problem:** Classical logic cannot effectively reason about incomplete information or make conclusions based on **default assumptions** or **probabilistic guesses**. This results in systems that may not function well in dynamic environments where information is often incomplete.
- **Solution:** Techniques like **default reasoning**, **non-monotonic reasoning**, and **belief revision** can help address incomplete information by allowing conclusions to be drawn based on partial knowledge and updated when new information becomes available.

#### 4. Difficulty in Handling Contradictions

Classical logic follows the principle of **exclusivity**: a statement and its negation cannot both be true at the same time. However, in complex domains, contradictory information is sometimes inevitable.

- **Example:** In a legal system, different witnesses may offer conflicting testimonies about an event. Similarly, in scientific research, contradictory evidence may arise, and both pieces of information cannot be simply dismissed.
- **Problem:** **Classical logic** is not well-equipped to handle contradictions in a flexible way. It either leads to logical **inconsistencies** (e.g., the principle of explosion, where any conclusion can be derived from a contradiction) or forces one to pick one truth over another arbitrarily.
- **Solution:** **Paraconsistent logics** or **non-monotonic logics** allow for reasoning in the presence of contradictions without the system collapsing into triviality.

#### 5. Fixed Nature of Knowledge Representation

In classical logic, knowledge is represented as a set of **propositions** or **facts** that are either true or false. Once these facts are represented, they are considered fixed unless explicitly updated. This means that logic systems often struggle with **evolving knowledge** or **dynamic environments**.

- **Example:** A self-driving car's knowledge about road conditions, traffic laws, or vehicle status may change constantly as it moves and receives new information (such as detecting a new obstacle on the road).
- **Problem:** Classical logic systems are typically static, and updating them requires explicitly modifying the facts or rules. This doesn't scale well for environments where knowledge must evolve dynamically.
- **Solution:** **Belief revision** techniques and **dynamic logic** are employed to handle situations where the knowledge base needs to be continuously updated as new facts become available.

#### 6. Difficulty in Modeling Complex, Real-World Reasoning

Real-world reasoning often involves **multiple agents** (e.g., in multi-agent systems) or requires reasoning about **intentions**, **beliefs**, and **goals**, rather than just hard facts. Classical logic is often limited to representing **propositional knowledge**, but it has trouble modeling complex, **strategic reasoning** or **interactions** among agents.

- **Example:** In a negotiation between two parties, each agent might have different beliefs, goals, and strategies. Classical logic does not directly represent these aspects of reasoning, which makes it challenging to model and reason about **intentions**, **preferences**, and **strategic behavior**.
- **Problem:** Classical logic doesn't account for different agents' perspectives, beliefs, or goals in a system.
- **Solution:** **Epistemic logic** and **temporal logic** are extensions of classical logic that can reason about agents' beliefs, knowledge, and actions over time.

## 7. Complexity of Logical Inference

While logic provides a rigorous foundation for reasoning, logical **inference** can be computationally expensive. **Inference** in many logical systems (such as **first-order logic**) is **NP-hard** or even harder, which means that it can be infeasible to compute for large knowledge bases or complex problems.

- **Example:** In AI systems with large-scale knowledge bases (like legal systems or medical expert systems), making inferences based on logical rules can be computationally prohibitive.
- **Problem:** Classical logical reasoning might require exhaustive searching or recursive rule application, leading to performance bottlenecks.
- **Solution:** Approximate reasoning techniques, **heuristics**, and **constraint satisfaction** approaches can be used to speed up inference, often at the cost of precision.

## 8. Limited Expressiveness for Some Types of Knowledge

Logic excels in representing well-defined facts and relations, but it has limited expressiveness for certain types of knowledge, particularly when dealing with **qualitative** or **context-dependent** information.

- **Example:** It is difficult to represent **emotions**, **desires**, **social norms**, or **ethical principles** purely in classical logic.
- **Problem:** Logic's rigid structure and focus on **objectivity** often fail to capture the **subjective**, **contextual**, or **complex** nature of many real-world domains.
- **Solution:** Techniques like **ontologies**, **semantic networks**, or **description logics** provide more expressive frameworks for capturing such complex, context-sensitive knowledge.

**Fuzzy logic:**

## Fuzzy Logic in Knowledge Representation and Reasoning (KRR)

**Fuzzy Logic** is an extension of classical logic designed to handle **vagueness** and **uncertainty**, which are prevalent in many real-world situations. Unlike classical (or "crisp") logic, where a statement is either **true** or **false**, fuzzy logic allows reasoning with **degrees of truth**. This flexibility makes fuzzy logic highly effective in **Knowledge Representation and Reasoning (KRR)**, particularly when dealing with concepts that are inherently imprecise or vague, such as "tall," "hot," or "rich."

In this context, fuzzy logic provides a framework for reasoning with **fuzzy sets**, **fuzzy rules**, and **membership functions** that help capture and process the **uncertainty** and **gradual transitions** between states.

### Key Concepts in Fuzzy Logic

1. **Fuzzy Sets:** In classical set theory, an element is either a member of a set or not. In fuzzy set theory, an element can have a **degree of membership** to a set, ranging from 0 (not a member) to 1 (full membership). Values in between represent partial membership.
  - **Example:** Consider the concept of "tall person." In classical logic, a person is either tall or not. But in fuzzy logic, a person who is 5'8" might have a membership value of 0.7 to the "tall" set, while someone who is 6'2" might have a value of 0.9.
  - **Membership Function:** This is a function that defines how each point in the input space is mapped to a membership value between 0 and 1. It can take various shapes such as triangular, trapezoidal, or Gaussian.
2. **Fuzzy Rules:** Fuzzy logic uses **if-then** rules, similar to traditional expert systems, but the conditions and conclusions in the rules are described in fuzzy terms (rather than crisp values). These rules allow for reasoning with imprecise concepts.
  - **Example:**
    - **Rule 1:** If the temperature is "hot," then the fan speed should be "high."
    - **Rule 2:** If the temperature is "warm," then the fan speed should be "medium."
    - **Rule 3:** If the temperature is "cool," then the fan speed should be "low."

The terms like "hot," "warm," and "cool" are fuzzy sets, and the system uses fuzzy inference to decide the appropriate fan speed.

3. **Fuzzy Inference:** Fuzzy inference is the process of applying fuzzy rules to fuzzy inputs to produce fuzzy outputs. The general steps in fuzzy inference are:
  - **Fuzzification:** Converting crisp input values into fuzzy values based on the membership functions.
  - **Rule Evaluation:** Applying the fuzzy rules to the fuzzified inputs to determine the fuzzy output.

- **Defuzzification:** Converting the fuzzy output back into a crisp value (if needed) for decision-making.

There are different methods of defuzzification, with the **centroid method** being the most common. It calculates the center of gravity of the fuzzy set to produce a single output value.

4. **Linguistic Variables:** Fuzzy logic often uses **linguistic variables** to describe uncertain concepts. These variables can take on values that are not precise but are rather **imprecise or approximate** descriptions. For example:
  - **Temperature** could be a linguistic variable, with possible values like "cold," "cool," "warm," and "hot."
  - The set of fuzzy terms (like "cold," "cool") are represented by fuzzy sets, each with an associated membership function.
5. **Fuzzy Logic Operations:** Like classical logic, fuzzy logic supports various operations such as **AND**, **OR**, and **NOT**. However, these operations are extended to work with fuzzy truth values rather than binary truth values.
  - **Fuzzy AND (Min):** The fuzzy AND of two sets is calculated by taking the minimum of the membership values of the two sets.
  - **Fuzzy OR (Max):** The fuzzy OR of two sets is calculated by taking the maximum of the membership values of the two sets.
  - **Fuzzy NOT:** The fuzzy NOT of a set is calculated by subtracting the membership value from 1.

## Applications of Fuzzy Logic in KRR

Fuzzy logic is used in **KRR** to model and reason about knowledge where uncertainty, vagueness, or imprecision exists. Here are some key applications of fuzzy logic:

1. **Control Systems:** Fuzzy logic is widely used in control systems, where precise input values are not always available, and the system must work with imprecise or approximate data.
  - **Example:** In **automatic climate control** systems, fuzzy logic can be used to regulate the temperature based on inputs like "slightly hot," "very hot," or "mildly cold," adjusting the cooling or heating accordingly.
2. **Medical Diagnosis:** In **medical systems**, fuzzy logic can handle vague and imprecise medical symptoms to make diagnostic decisions. Often, symptoms do not have clear-cut boundaries (e.g., "slightly nauseous" or "moderate fever"), and fuzzy logic can help aggregate this information to suggest possible conditions.
  - **Example:** A diagnostic system might use fuzzy rules like: "If the patient has a **high fever** and is **very fatigued**, then the diagnosis is likely **flu**."



3. **Decision Support Systems:** In situations where decision-making involves subjective judgments or imprecise data, fuzzy logic can be employed to guide decision support systems (DSS). This is particularly useful when various factors cannot be quantified precisely.
  - **Example:** In a financial portfolio optimization system, fuzzy logic might be used to balance risks and returns, especially when market conditions or predictions are uncertain or vague.
4. **Image Processing and Pattern Recognition:** In image processing, fuzzy logic is applied to tasks such as edge detection, image segmentation, and noise filtering. The vague boundaries in images can be represented by fuzzy sets, enabling smoother transitions between different regions of an image.
  - **Example:** Fuzzy clustering techniques are used in medical imaging, such as segmenting tumor regions in MRI scans, where the distinction between healthy and diseased tissues is not always clear-cut.
5. **Natural Language Processing (NLP):** Fuzzy logic is useful in NLP tasks that involve **linguistic vagueness**. Terms like "soon," "often," or "very large" do not have clear, fixed meanings, and fuzzy logic allows systems to work with these approximate terms by assigning degrees of truth or relevance.
  - **Example:** A system designed to understand user queries might interpret the word "big" with a fuzzy membership function, recognizing that something might be "very big" or "slightly big" depending on the context.
6. **Robotics:** In robotics, fuzzy logic helps robots make decisions under uncertainty, particularly when sensory information is noisy or imprecise. For example, fuzzy logic can control a robot's movement based on sensor data that is vague, such as "close," "medium distance," or "far."
  - **Example:** A robot navigating a cluttered environment might use fuzzy logic to decide whether to move "a little bit to the left" or "significantly to the left" based on the distance measured by its sensors.

## Advantages of Fuzzy Logic in KRR

- **Handling Vagueness and Uncertainty:** Fuzzy logic is inherently designed to deal with **imprecise** concepts, making it ideal for representing knowledge in domains with uncertainty.
- **Flexible and Intuitive:** The use of linguistic variables and fuzzy rules makes it more intuitive and closer to human reasoning compared to binary logic.
- **Smooth Transitions:** Unlike classical logic, which has crisp boundaries (e.g., a person is either tall or not), fuzzy logic provides smooth transitions between categories (e.g., someone can be "slightly tall," "moderately tall," or "very tall").
- **Adaptability:** Fuzzy logic can adapt to complex, real-world situations where knowledge is not exact but rather depends on context or subjective interpretation.

## Challenges of Fuzzy Logic in KRR

- **Defining Membership Functions:** One of the challenges in using fuzzy logic is defining appropriate membership functions for the fuzzy sets. The choice of function can greatly impact the system's performance.
- **Complexity in Rule Base:** As the number of input variables and fuzzy rules increases, the rule base can become very large and complex, leading to **computational inefficiency**.
- **Defuzzification:** Converting fuzzy results back into crisp outputs can sometimes be difficult or introduce additional complexity, particularly in highly dynamic systems.

## Nonmonotonic Logic:

### Nonmonotonic Logic in Knowledge Representation and Reasoning (KRR):

**Nonmonotonic logic** is an extension of classical logic that addresses situations where **conclusions can be withdrawn** in the light of new information. This is in contrast to **monotonic logic**, where once a conclusion is reached, it remains true even if new information is added. In nonmonotonic reasoning, new facts or information can potentially invalidate previously drawn conclusions, making it a more accurate model for reasoning in dynamic, uncertain, or incomplete environments.

Nonmonotonic logic is crucial in **Knowledge Representation and Reasoning (KRR)**, especially in scenarios where the information available is **incomplete, changing, or contradictory**. It allows for more flexible, realistic, and adaptive reasoning in these cases.

### Key Concepts in Nonmonotonic Logic

#### 1. Monotonic vs. Nonmonotonic Reasoning:

- **Monotonic Logic:** In classical logic (propositional and first-order), the set of conclusions drawn from a knowledge base will never decrease as more information is added. If a conclusion holds with a given set of facts, it will still hold even if new facts are added. For example:
  - If we conclude "It is raining" from the facts "It is cloudy" and "It is raining," then adding the fact "It is cold" will not alter this conclusion.
- **Nonmonotonic Logic:** In contrast, in nonmonotonic reasoning, adding new information can invalidate or modify previous conclusions. For example:
  - From the facts "It is cloudy" and "It is raining," we conclude that "It is raining." But if new information such as "It is winter and the weather forecast says no rain" comes in, we may revise our conclusion to "It is not raining." This demonstrates how new information can retract previous conclusions.

#### 2. Default Reasoning:

- One of the key motivations for nonmonotonic logic is **default reasoning**, where we assume something to be true unless contradicted by further evidence.
  - **Example:** In a bird species knowledge base, we might assume "Tweety is a bird, so Tweety can fly." This is a **default assumption**. However, upon receiving the additional information "Tweety is a penguin," we retract the assumption that Tweety can fly, as penguins do not fly.
  - **Problem:** Without nonmonotonic logic, the initial assumption that birds can fly would remain true, even after we learn new information.
3. **Revising Beliefs:**
- **Nonmonotonic logic** provides formal mechanisms for revising or **updating beliefs** when new facts are learned. In dynamic environments where knowledge evolves over time, this allows intelligent systems to adapt and correct previous assumptions.
4. **Circumscription:**
- Circumscription is a method of nonmonotonic reasoning used to minimize the assumptions made about the world. It formalizes reasoning under the assumption that things are typically as they appear unless otherwise specified.
  - **Example:** Given the information "John is a person" and "John has an occupation," a circumscribed reasoning system might infer that John has a usual occupation, assuming that most people have occupations.
5. **Nonmonotonic Logic in Belief Revision:**
- **Belief revision** is the process of changing beliefs when new information is added that contradicts or is inconsistent with current beliefs. In nonmonotonic reasoning, the belief system may retract conclusions based on updated or more accurate information.
  - **Example:** A belief revision system might revise a conclusion such as "The patient is not allergic to penicillin" when new evidence (such as an allergy test result) contradicts this belief.
6. **Negation as Failure (NAF):**
- In some nonmonotonic logics, negation as failure is used, where if a proposition cannot be proven true, it is assumed to be false.
  - **Example:** If we cannot prove that a person is **not** a member of a particular group, we conclude that they must be a member of the group, reflecting the idea that "failure to prove a negation implies truth."

## Types of Nonmonotonic Logics

There are several forms of nonmonotonic logics, each addressing different aspects of reasoning under uncertainty, incomplete knowledge, and dynamic environments:

### 1. Default Logic:

- Default logic formalizes reasoning with default assumptions, which are used to infer conclusions unless there is evidence to the contrary.
  - **Example:** The default assumption might be "If X is a bird, X can fly." This default holds unless the specific bird is known not to fly (e.g., penguins).
2. **Circumscription:**
- Circumscription aims to minimize the number of exceptional cases or assumptions. It formalizes reasoning by assuming that the world behaves in the simplest, most typical way unless stated otherwise.
  - **Example:** If we know that "Tweety is a bird," we assume that Tweety can fly unless we know that Tweety is an exception (such as a penguin).
3. **Autoepistemic Logic:**
- Autoepistemic logic is concerned with reasoning about one's own knowledge. It allows reasoning about beliefs and knowledge states in an agent's reasoning process.
  - **Example:** A robot might reason that it knows it is in a room with a chair but may also reason that it does **not** know the exact location of all the objects in the room.
4. **Answer Set Programming (ASP):**
- Answer Set Programming (ASP) is a declarative programming paradigm used to solve nonmonotonic reasoning problems. It focuses on finding **stable models** (answer sets) that represent solutions to a problem based on a set of rules and constraints.
  - **Example:** In a scheduling system, ASP might be used to find an answer set that best satisfies the constraints while allowing for the possibility of changing schedules based on new information.
5. **Nonmonotonic Modal Logic:**
- Modal logic allows reasoning about necessity, possibility, belief, and other modalities. Nonmonotonic modal logics extend these ideas by allowing conclusions to change based on new information, making them suitable for reasoning under uncertainty and in dynamic environments.
  - **Example:** "It is possible that there is a meeting tomorrow" could change to "It is necessary that the meeting will occur" if new information makes the meeting certain.

## Applications of Nonmonotonic Logic in KRR

Nonmonotonic logic is essential in domains where information is incomplete, evolving, or contradictory. Here are some key applications:

1. **Artificial Intelligence (AI) and Expert Systems:**
- In AI systems, reasoning about the world often involves incomplete or evolving knowledge. Nonmonotonic logic enables systems to make **tentative conclusions**

based on available data, which can be retracted or revised when new facts are introduced.

- **Example:** In a medical diagnosis system, the system might infer a diagnosis based on symptoms, but later update the diagnosis if new test results are obtained.

## 2. **Robotics:**

- Robots often operate in dynamic environments where new information (such as sensor data or external factors) changes the state of the world. Nonmonotonic reasoning allows robots to update their plans or conclusions in response to new sensor inputs or environmental changes.
- **Example:** A robot navigating a room might conclude that a path is clear, but upon receiving new sensory data, it may revise its conclusion if it detects an obstacle.

## 3. **Legal Reasoning:**

- In legal reasoning, nonmonotonic logic can be used to handle evolving case law, changing regulations, and new precedents. Legal systems often need to revise conclusions as new evidence or legal interpretations emerge.
- **Example:** A legal system might assume that a person is **innocent until proven guilty** but may update its reasoning if new evidence is presented.

## 4. **Natural Language Processing (NLP):**

- In NLP, nonmonotonic reasoning is useful for interpreting ambiguous or vague statements. As context is provided, conclusions about the meaning of a sentence can be updated.
- **Example:** The interpretation of a sentence like "I'll be there soon" might initially suggest a short wait, but it could be revised if additional context suggests a longer timeframe.

## 5. **Game Theory and Multi-Agent Systems:**

- Nonmonotonic logic is applied in multi-agent systems and game theory, where agents make decisions based on evolving information about the environment and other agents' actions.
- **Example:** In a negotiation between two parties, each party may initially assume the other's position but revise their strategies as new offers or information are exchanged.

## **Advantages of Nonmonotonic Logic in KRR**

- **Flexibility in Dynamic Environments:** Nonmonotonic logic allows systems to adapt as new information is received, making it more suitable for real-world applications where knowledge is incomplete or changes over time.
- **Reasoning with Incomplete or Contradictory Knowledge:** Nonmonotonic logic is capable of handling incomplete knowledge and reasoning with contradictory information, which is often encountered in complex domains like law, medicine, and everyday decision-making.

- **Represents Human-Like Reasoning:** Nonmonotonic logic aligns more closely with human reasoning, where conclusions can change as new information is obtained.

## Challenges of Nonmonotonic Logic in KRR

- **Computational Complexity:** Many nonmonotonic reasoning methods, such as answer set programming, can be computationally expensive, particularly as the complexity of the knowledge base grows.
- **Nonmonotonic Reasoning Implementation:** Designing effective nonmonotonic reasoning systems that can efficiently handle contradictions and revise beliefs in real-time remains an ongoing challenge.
- **Handling Large Knowledge Bases:** As the knowledge base becomes larger and more complex, managing nonmonotonic reasoning becomes more challenging, requiring sophisticated algorithms and optimizations.

## Theories, Models and the world:

In Knowledge Representation and Reasoning (KRR), **theories**, **models**, and the **world** are three crucial concepts that interact to help systems understand, represent, and reason about reality. These elements are essential for creating intelligent systems capable of decision-making, prediction, and explanation in dynamic, uncertain, and complex environments. Here's a detailed look at the roles of each component and their relationships:

### 1. Theories in KRR

A **theory** in KRR is a formal or conceptual framework that defines a set of principles, rules, or laws to explain and predict the behavior of the world. It provides a structured way of thinking about a domain, describing the relationships between concepts and phenomena. Theories in KRR are typically built upon logical foundations and may evolve as more knowledge is acquired.

#### *Key Aspects of Theories in KRR:*

- **Abstract Principles:** Theories offer high-level, abstract principles about how things work. For example, in physics, theories like **Newton's laws** describe the fundamental relationships between force, mass, and acceleration.
- **Descriptive and Explanatory:** A theory explains how various elements of the world relate to one another. It provides an understanding of the rules that govern a domain, such as causal relationships, dependencies, and constraints.
- **Predictive Power:** Theories often serve to predict future events or phenomena. For instance, **AI planning** theories might predict the outcomes of actions in a given environment.

- **Formal Representation:** In KRR, theories are often represented formally using logical systems, such as **first-order logic**, **description logic**, or **temporal logic**, which helps to reason about facts and infer conclusions.

#### *Example in KRR:*

In an **expert system** for medical diagnosis, the theory might consist of a set of rules like "If a patient has a fever and a sore throat, the diagnosis could be tonsillitis." This is a simplified medical theory that guides the system's reasoning.

## 2. Models in KRR

A **model** is a concrete representation or instantiation of a theory. It is a specific, often simplified, version of the world that reflects the relationships and principles described in the theory. Models are used to simulate, predict, or reason about specific aspects of reality.

#### *Key Aspects of Models in KRR:*

- **Formalized Representation of Knowledge:** A model formalizes a theory by providing a specific instantiation of the relationships, rules, and facts that are described abstractly in the theory.
- **Approximation of Reality:** Models attempt to represent the world, but they are often simplified or idealized versions of reality. They might omit certain details or make assumptions to focus on the most relevant factors.
- **Simulation:** Models allow us to simulate real-world scenarios and test how theories would work in practice. This can include running simulations to predict outcomes, such as in **weather forecasting** or **economic modeling**.
- **Dynamic Nature:** Models can be adjusted or updated based on new observations, as they often represent a snapshot of the world based on available knowledge at a given time.

#### *Example in KRR:*

Consider a **robot navigation system**. The theory might state that "A robot should avoid obstacles to reach its goal." The model could involve a **graph representation** of the robot's environment, where nodes represent possible locations and edges represent safe paths. The model allows the robot to plan its movements and make decisions based on its current environment.

## 3. The World in KRR

The **world** in KRR refers to the actual state of affairs—the external reality that systems attempt to reason about. The world is dynamic, uncertain, and often incomplete. It includes everything that is part of the domain, including facts, events, entities, and relationships.

### *Key Aspects of the World in KRR:*

- **Objective Reality:** The world refers to the true, objective state of things, independent of our models or theories. However, this reality is often not fully accessible, and we can only observe parts of it.
- **Dynamic and Evolving:** The world is constantly changing, and our understanding of it also evolves over time. New events and information may change how we perceive or interpret the world.
- **Uncertainty and Incompleteness:** Often, the world is not fully observable, and the knowledge we have about it is uncertain or incomplete. In KRR, dealing with **uncertainty** is a critical aspect, and logic systems (e.g., **probabilistic reasoning**, **fuzzy logic**) are often used to handle this.
- **Testing Ground for Models:** The world serves as the testing ground for theories and models. We observe the world to gather facts, and models are validated or refined based on how well they predict or explain these real-world observations.

### *Example in KRR:*

In a **self-driving car system**, the world includes the actual road conditions, traffic signals, pedestrians, and other vehicles. The system can only observe parts of the world (via sensors) and uses models to navigate safely based on its understanding of the world.

### **Interrelationship Between Theories, Models, and the World**

#### **1. Theories → Models → World:**

- **Theories** provide the **conceptual framework** or **rules** that guide the creation of **models**. The models represent simplified or idealized versions of the world according to the theory.
- **Models** are applied to the **world** by testing and simulating real-world scenarios. The models provide predictions or explanations based on the theory, which are then compared to actual observations from the world.
- **Example:** In a medical diagnosis system, the theory (e.g., "fever + sore throat = tonsillitis") informs the construction of a model that can process input symptoms and suggest diagnoses, which is then compared against real patient data to assess accuracy.

#### **2. World → Models → Theories:**

- Observations from the **world** serve as the basis for creating or refining **models**. The models are designed to reflect the observed reality and help simulate or predict how the world works.
- These models, in turn, can lead to the **refinement of theories**. If a model's predictions do not align with the real-world data, the underlying theory might be revised.



- **Example:** If a model used for predicting economic outcomes fails to predict a market crash, economists may revisit their theories to include additional factors or change their assumptions.
3. **Feedback Loop:**
- There is a continuous **feedback loop** where theories, models, and observations from the world interact and inform each other. New data from the world can trigger updates to models, which might lead to refinements in the underlying theory.
  - **Example:** In **machine learning**, algorithms can continuously improve their models based on new training data, which may then inform the development of more refined theories of learning.

### Challenges and Considerations

- **Incomplete Knowledge:** Often, both **theories** and **models** must deal with incomplete or uncertain knowledge about the world. Handling missing or ambiguous data in KRR systems is a significant challenge.
- **Model Accuracy:** The accuracy of models is crucial in predicting real-world outcomes. Models are simplifications, and their limitations must be understood to avoid over-reliance on inaccurate predictions.
- **Dynamic Nature:** The **world** is not static, so models and theories must evolve over time to reflect new knowledge and observations.

### Semiotics Knowledge Acquisition and Sharing:

In **Knowledge Representation and Reasoning (KRR)**, **semiotics** plays an important role in how knowledge is acquired, represented, and shared. Semiotics is the study of signs and symbols, their meanings, and how they are used to convey information. It is crucial for understanding how humans and machines interact with knowledge, how meaning is constructed, and how knowledge is communicated.

In KRR, **semiotics** involves how signs (such as words, symbols, and objects) are used to represent knowledge about the world, how this knowledge is acquired, and how it is shared between entities (whether human, machine, or a combination of both). This aligns with the fundamental goal of KRR to model the world in a way that machines can reason about and interact with it effectively.

#### 1. Semiotics in KRR

Semiotics is essential for constructing a meaningful system of knowledge representation. In the context of KRR, semiotics can be divided into three primary components: **signs**, **symbols**, and **interpretants**. These components relate to how knowledge is symbolically represented, understood, and processed.

### *Key Components of Semiotics in KRR:*

1. **Signs:** A sign is anything that can stand for something else. In KRR, signs often take the form of symbols or data that represent real-world objects, concepts, or relationships.
  - **Examples:** In a semantic network or ontology, a node representing "dog" is a sign that symbolizes the concept of a dog.
2. **Symbols:** Symbols are specific forms of signs that are used to represent meaning in formal systems. In KRR, symbols are often encoded in languages (e.g., **logic** or **ontologies**) to represent structured knowledge.
  - **Example:** The symbol "dog" is used in logical formulas or knowledge bases to represent the concept of a dog.
3. **Interpretants:** Interpretants are the mental representations or understandings that individuals or systems derive from signs and symbols. This relates to how machines or humans process the meaning of signs and symbols.
  - **Example:** When a machine sees the symbol "dog," its interpretant might be a representation of an animal that belongs to the species Canidae.

### *Role of Semiotics in KRR:*

- **Meaning Representation:** Semiotics helps to define how meaning is represented and understood in a formal, structured way within knowledge systems. It allows knowledge to be translated from abstract concepts to formal symbols that can be processed and reasoned about by machines.
- **Understanding and Processing:** Through semiotics, KRR systems can interpret the meaning of the symbols they use, making it possible for machines to "understand" and reason with human-generated data and symbolic representations.
- **Interaction Between Agents:** In systems with multiple agents (human and machine), semiotics provides a framework for shared understanding and communication. This allows agents to share knowledge effectively, even when their internal representations or reasoning methods might differ.

## **2. Knowledge Acquisition in KRR**

**Knowledge acquisition** is the process by which systems gather, learn, or derive knowledge from external sources. Semiotics is essential in this process because it influences how data is interpreted and converted into usable knowledge.

### *Methods of Knowledge Acquisition in KRR:*

1. **Manual Acquisition:** This involves explicitly encoding knowledge into a system, often by human experts. It includes creating ontologies, rules, and logical formulas that represent knowledge.
  - **Example:** An expert manually enters the rules for a medical diagnosis system into the system's knowledge base.

2. **Automated Acquisition:** Knowledge can be automatically extracted from data using techniques like **machine learning**, **text mining**, and **natural language processing (NLP)**. In this case, the system uses algorithms to discover patterns, relationships, and knowledge from raw data or documents.
  - **Example:** An NLP system can acquire knowledge from a set of medical texts by recognizing patterns such as "fever" and "sore throat" frequently appearing together in the context of illness.
3. **Interaction-Based Acquisition:** In some cases, knowledge is acquired through interaction between systems or between humans and systems. This involves learning through observation, dialogue, or feedback.
  - **Example:** A **dialogue-based system** like a chatbot can acquire knowledge by interacting with users and receiving feedback, gradually improving its ability to understand and respond accurately.

#### *Role of Semiotics in Knowledge Acquisition:*

- **Representation of Knowledge:** Semiotics guides the process of translating knowledge into symbols that can be processed by machines. For instance, through formal logic, concepts are represented as symbols that systems can reason with.
- **Interpretation of Meaning:** When acquiring knowledge from raw data, systems need to interpret the meaning of various signs. Semiotics provides a framework for systems to make sense of these signs, whether they come from text, images, or sensor data.
- **Contextual Understanding:** Semiotics also ensures that acquired knowledge is interpreted in context. It's not just about extracting symbols but understanding the relationships between symbols and their meanings in different contexts.

### **3. Knowledge Sharing in KRR**

Once knowledge is acquired, it needs to be shared across systems, agents, or individuals. Knowledge sharing in KRR involves communicating and transferring knowledge in a meaningful way so that it can be used effectively by others.

#### *Methods of Knowledge Sharing in KRR:*

1. **Ontologies:** Ontologies define the concepts, entities, and relationships within a domain and provide a shared vocabulary for knowledge sharing. They ensure that different systems or agents have a common understanding of the terms used in a particular domain.
  - **Example:** An ontology in healthcare might define concepts like "patient," "doctor," and "symptom," along with their relationships. This shared structure makes it easier for different systems to exchange and interpret medical knowledge.
2. **Interoperability Frameworks:** Systems that use different representations of knowledge need to communicate with each other. **Interoperability frameworks** (e.g., **RDF** or

**OWL**) facilitate the sharing of knowledge across different platforms by standardizing how knowledge is represented.

- **Example:** A system using **RDF** can share knowledge with other systems using similar standards, even if they represent knowledge in different formats.
- 3. **Communication Protocols:** Knowledge sharing is often achieved through communication protocols or APIs, which enable systems to share information and data. These protocols ensure that shared knowledge is formatted and transmitted in a way that can be understood by both sender and receiver.
  - **Example:** Web-based services or **REST APIs** might be used to share knowledge between different systems or agents.
- 4. **Collaborative Knowledge Bases:** Systems can share knowledge through collaborative databases or knowledge bases, where multiple agents contribute to and access the same information.
  - **Example:** Wikipedia is a collaborative knowledge base where many individuals contribute and share knowledge about a vast range of topics.

#### *Role of Semiotics in Knowledge Sharing:*

- **Common Understanding:** Semiotics ensures that different systems or agents have a common understanding of the signs and symbols they use. For example, two systems using different models of knowledge must share the same meaning for the concepts they represent in order to collaborate effectively.
- **Communication of Meaning:** Semiotics helps define how meaning is communicated through symbols, allowing for clear and precise sharing of knowledge. Whether it's through ontologies or communication protocols, semiotics provides the structure for knowledge to be shared effectively.
- **Context Preservation:** Semiotics also ensures that the context in which knowledge was acquired is preserved during sharing. This is essential for ensuring that shared knowledge is interpreted correctly by recipients.

### **Challenges in Semiotics, Knowledge Acquisition, and Sharing**

1. **Ambiguity in Sign Interpretation:** Signs or symbols can have different meanings in different contexts, which can lead to confusion or misinterpretation. This challenge must be addressed in knowledge representation systems to ensure that meaning is unambiguous and consistent.
2. **Cultural and Domain Differences:** The same symbols or signs might have different meanings in different cultural or domain contexts. Knowledge sharing systems must account for these differences to ensure effective communication.
3. **Complexity in Knowledge Representation:** Representing complex knowledge, especially tacit knowledge (which is difficult to formalize), can be challenging. Semiotics in KRR provides a foundation for tackling this complexity, but it often requires advanced modeling techniques.

4. **Scaling Knowledge Sharing:** As knowledge bases grow larger, sharing knowledge across systems and agents in a meaningful and efficient way becomes more difficult. This challenge requires scalable and robust semiotic frameworks to handle large volumes of data.

## Sharing Ontologies:

In **Knowledge Representation and Reasoning (KRR)**, **ontologies** are formal representations of knowledge within a specific domain, using concepts, entities, and their relationships. Ontologies play a vital role in ensuring that different systems, agents, or entities share a common understanding of a domain, enabling interoperability and communication.

**Sharing ontologies** refers to the process of making ontological knowledge available across different systems, allowing them to exchange and reason with the same concepts and relationships. It is crucial in environments where systems need to work together and share knowledge, such as in **semantic web technologies**, **distributed systems**, and **multi-agent systems**.

### 1. Importance of Sharing Ontologies

Sharing ontologies is critical because it:

- **Promotes Interoperability:** When different systems or agents adopt the same or compatible ontologies, they can understand and process the same information, ensuring they can work together despite differences in their internal representations.
- **Facilitates Knowledge Exchange:** Ontologies provide a standard vocabulary that systems can use to communicate meaningfully. This is essential in fields like healthcare, finance, and logistics, where different organizations need to share data.
- **Ensures Consistency:** Ontologies enable the consistent representation of knowledge. If all systems use a shared ontology, they are more likely to represent the same concepts in the same way, reducing ambiguity and misinterpretation of data.
- **Enables Semantic Interoperability:** Ontology sharing helps achieve **semantic interoperability**, meaning that systems not only exchange data but also understand the meaning of the data being shared, making the exchange more useful and intelligent.

### 2. Challenges in Sharing Ontologies

There are several challenges involved in sharing ontologies across different systems or domains:

- **Differences in Representation:** Different systems or domains may use different formalism or structures for their ontologies. One system may use **description logic**, while another may use **RDF** or **OWL** (Web Ontology Language). Mapping between different ontology languages can be complex.
- **Contextual Differences:** Ontologies in different systems might represent the same concept using different names or structures, making it difficult to reconcile the

differences. For example, the concept of "customer" might be represented differently across business domains.

- **Scalability:** As the number of ontologies grows or as the size of an ontology increases, managing, aligning, and sharing ontologies across systems can become computationally expensive and complex.
- **Dynamic and Evolving Ontologies:** Ontologies are not static; they can evolve over time as new knowledge is acquired. Sharing dynamic ontologies across systems that may have outdated or conflicting versions can lead to inconsistencies.
- **Ambiguity in Meaning:** Different users or systems may interpret terms or concepts in ontologies differently. For instance, the term "car" might be interpreted differently in an ontology for transportation systems and one for insurance. Aligning such differences requires careful mapping and clarification.

### 3. Methods of Sharing Ontologies

There are several methods and tools for sharing ontologies in KRR, which aim to address the challenges and facilitate seamless communication between systems:

#### *a) Standardized Languages for Ontologies*

Ontologies are often shared using standardized formats and languages that provide a common understanding of the domain. The most commonly used languages include:

- **RDF (Resource Description Framework):** RDF is a standard for representing data in a machine-readable way and provides the foundation for sharing ontologies on the web. It allows for describing relationships between resources using triples (subject, predicate, object).
- **OWL (Web Ontology Language):** OWL is built on top of RDF and is designed specifically for representing ontologies on the web. OWL provides a rich set of constructs for expressing complex relationships and reasoning about them. It is widely used for formalizing knowledge in fields such as biology (e.g., Gene Ontology) and social sciences.
- **RDFS (RDF Schema):** RDFS is a simpler way to describe ontologies compared to OWL. It is often used for lightweight ontologies where the complexity of OWL is not required.
- **SKOS (Simple Knowledge Organization System):** SKOS is used for representing controlled vocabularies, thesauri, and taxonomies. It is useful when sharing ontologies that do not require complex logical reasoning but need to share hierarchical relationships between terms.

### *b) Ontology Alignment and Mapping*

When different systems or agents use different ontologies, aligning them is crucial to ensure interoperability. **Ontology alignment** or **ontology mapping** refers to the process of finding correspondences between the concepts or terms in different ontologies. There are different approaches to ontology alignment:

- **Manual Mapping:** Experts manually create mappings between concepts in different ontologies. This is time-consuming and may be prone to human error, but it can be precise in some cases.
- **Automated Mapping:** Algorithms can be used to automatically identify mappings between ontologies by comparing their structure, definitions, or instances. Techniques like string matching, logical inference, and machine learning are used to automate this process.
- **Interlingual Approaches:** These methods introduce a "universal" ontology or intermediary layer that facilitates the mapping of various ontologies to a common framework. This interlingual layer can simplify sharing ontologies across different systems.

### *c) Repositories and Ontology Sharing Platforms*

There are several repositories and platforms for sharing ontologies, where users and systems can access, download, and contribute to ontologies:

- **Ontology Repositories:** These are central places where ontologies are stored and shared. Some examples include:
  - **BioPortal** (biomedical ontologies)
  - **Ontology Lookup Service (OLS)** (provides access to biological ontologies)
  - **Ontobee** (a linked data-based ontology browser)
- **Linked Data:** Linked Data principles allow ontologies and related data to be shared over the web in a structured way. It encourages the use of RDF and provides mechanisms for creating web-based data that can be linked with other relevant resources across the internet.

### *d) Collaborative Ontology Development*

In some cases, ontology sharing involves collaborative development, where multiple stakeholders contribute to building and evolving an ontology. Collaborative platforms allow for real-time editing, version control, and contributions from various parties:

- **Protégé:** A popular open-source ontology editor that allows users to create, share, and collaborate on ontologies. It supports OWL and RDF, and its collaborative features allow groups to work together on ontology development.



- **Ontology Engineering Platforms:** Platforms like **TopBraid Composer** and **NeON Toolkit** support collaborative ontology design and provide tools for aligning, sharing, and integrating multiple ontologies.

#### *e) Semantic Web Services and APIs*

For dynamic sharing, **semantic web services** and **APIs** are often used to provide access to ontologies in real-time. These services expose ontologies as linked data, allowing other systems to retrieve, interpret, and use them. For example:

- **SPARQL Endpoint:** SPARQL is the query language for RDF data, and it allows systems to query remote ontologies shared via web services.
- **RESTful APIs:** Web services based on REST principles can expose ontology data in JSON or RDF format, allowing easy integration and sharing between systems.

#### *f) Versioning and Evolution of Ontologies*

Since ontologies evolve over time, managing ontology versions is essential for sharing them effectively. Some strategies include:

- **Version Control:** Similar to software version control, ontologies can use versioning to track changes, and ensure systems are using the correct version of an ontology.
- **Ontology Evolution Frameworks:** Some frameworks allow for managing the evolution of ontologies, ensuring that older systems can still access and interpret data from previous ontology versions while new systems benefit from the updated versions.

## **4. Applications of Sharing Ontologies**

- **Healthcare:** Ontologies in healthcare (e.g., SNOMED CT, HL7) enable the sharing of medical knowledge across hospitals, research centers, and healthcare systems, making it easier to exchange patient data and integrate medical knowledge.
- **E-commerce:** Ontologies are used in e-commerce to ensure that product catalogs are shared and understood across different platforms, allowing for standardized searches and recommendations.
- **Smart Cities:** Ontologies play a role in creating interoperable systems in smart cities, ensuring that sensors, traffic management, and public services can share data and work together.

## **Conceptual schema:**

### **Conceptual Schema in Knowledge Representation and Reasoning (KRR)**

In the context of **Knowledge Representation and Reasoning (KRR)**, a **conceptual schema** is an abstract model that represents the essential concepts, relationships, and constraints within a specific domain, without delving into implementation details. It serves as a high-level framework



or blueprint for organizing and structuring knowledge in a way that is intelligible to both humans and machines, enabling reasoning and decision-making.

The conceptual schema typically provides a **semantic representation** of the world, focusing on what entities exist, how they relate to each other, and what properties or constraints are associated with them, while leaving out irrelevant or low-level details. It forms the foundation for creating more concrete, operational, or implementation-specific models.

## 1. Role of Conceptual Schema in KRR

A **conceptual schema** in KRR plays several important roles:

- **Domain Modeling:** It defines the key concepts, objects, events, and relationships in a particular domain, capturing the "big picture" without being bogged down by technical specifics. This allows a machine or system to reason about the domain at a high level.
- **Knowledge Representation:** The schema provides a formal, structured representation of knowledge that can be used for reasoning and problem-solving. It defines entities and their attributes, as well as the relationships and rules that govern them.
- **Abstraction Layer:** A conceptual schema acts as an abstraction layer that separates the **domain knowledge** from **implementation details**. This enables systems to focus on reasoning with knowledge at a high level, while allowing different implementation methods (e.g., databases, reasoning engines) to interact with it.
- **Consistency and Structure:** By defining the relationships and constraints within a domain, a conceptual schema ensures that knowledge is consistently represented. This avoids inconsistencies that can arise from incomplete or ambiguous knowledge.

## 2. Components of a Conceptual Schema

A conceptual schema generally includes several key components:

- **Entities (Objects):** These are the fundamental concepts or things in the domain. They can represent physical objects (e.g., "person", "car"), abstract concepts (e.g., "transaction", "event"), or more complex constructs (e.g., "organization").
  - **Example:** In an e-commerce domain, entities might include "Product", "Customer", and "Order".
- **Attributes:** These define the properties or characteristics of an entity. They describe specific aspects or details that are relevant to the domain and the entities within it.
  - **Example:** The "Product" entity might have attributes such as "price", "category", and "description".
- **Relationships:** These represent the associations between different entities. Relationships indicate how entities are related to each other in the domain.
  - **Example:** A relationship could be "Customer places Order", where "Customer" and "Order" are related entities. Another relationship might be "Order contains Product".

- **Constraints:** Constraints define the rules or limitations that apply to the entities, relationships, or attributes. Constraints help ensure that the knowledge represented within the schema adheres to logical or domain-specific rules.
  - **Example:** A constraint might state that "Order must have at least one Product" or "Customer must have a valid email address".
- **Axioms and Rules:** These are logical statements that define the behavior of the entities, relationships, and constraints. Axioms can describe universal truths within the domain, while rules may describe actions or processes.
  - **Example:** "If a Customer places an Order, then the Customer's account is debited for the total price."

### 3. Types of Conceptual Schemas in KRR

Conceptual schemas can take various forms, depending on the type of knowledge representation and reasoning system being used. Here are some common types:

#### *a) Entity-Relationship (ER) Models*

Entity-Relationship (ER) models are widely used for conceptual schemas, particularly in database design. An ER diagram captures the entities, their attributes, and the relationships between them in a graphical format.

- **Entities** are depicted as rectangles.
- **Relationships** are shown as diamonds or ovals connecting entities.
- **Attributes** are depicted as ovals attached to entities or relationships.

In KRR, ER models can be used to structure knowledge, where entities represent concepts, attributes represent properties, and relationships represent associations.

#### *b) Ontologies*

In KRR, **ontologies** are a more formal and sophisticated version of a conceptual schema. They provide an explicit specification of a shared conceptualization, often including both classes (concepts) and instances (individuals), along with their relationships and axioms.

Ontologies are typically represented using languages such as **RDF (Resource Description Framework)**, **OWL (Web Ontology Language)**, and **SKOS (Simple Knowledge Organization System)**. They enable richer semantic reasoning and interoperability between different systems.

- **Classes:** Define broad concepts or categories, such as "Person", "Car", "Animal".
- **Instances:** Represent specific individuals within a class, such as "John Doe", "Tesla Model S".
- **Properties:** Describe relationships between instances, such as "hasAge", "drives", or "owns".

### *c) Description Logic (DL)*

Description Logics are formal, logic-based frameworks used to define ontologies. They extend conceptual schemas by offering rigorous logical foundations for defining concepts, relationships, and constraints. They allow for formal reasoning, such as classification (e.g., determining what class an individual belongs to) and consistency checking (e.g., verifying if the knowledge base is logically consistent).

In Description Logic, a conceptual schema is represented by a set of **concepts** (classes), **roles** (relationships), and **individuals** (instances).

### *d) UML Class Diagrams*

Unified Modeling Language (UML) class diagrams are another way to represent conceptual schemas, especially in software engineering. UML class diagrams describe classes, their attributes, and the relationships (e.g., inheritance, association, dependency) between them.

In KRR, UML class diagrams can serve as a useful tool for modeling knowledge domains, especially when designing systems for knowledge-based applications or multi-agent systems.

## **4. Using Conceptual Schemas in KRR Systems**

In KRR systems, conceptual schemas are used as the starting point for creating knowledge bases that can be reasoned over by machines. Here's how they are used:

- **Knowledge Acquisition:** Conceptual schemas help structure and organize knowledge when it is being acquired, ensuring that new knowledge fits into a well-defined framework.
- **Reasoning and Inference:** A conceptual schema often includes rules and constraints that can be used by reasoning engines to make inferences about the domain. For example, if a system knows the relationships between "Person" and "Car", it can infer that a "Person" who owns a "Car" can drive it.
- **Querying:** The schema can define the types of queries that can be made to the knowledge base, and the reasoning system can return answers based on the schema's structure.
- **Interoperability:** In systems that share knowledge, a shared conceptual schema ensures that different agents or systems interpret data in the same way. Ontologies are commonly used to define a common conceptual schema across different systems, ensuring compatibility and enabling interoperability.
- **Data Integration:** Conceptual schemas provide a way to integrate data from multiple sources. By defining a common schema, systems can ensure that the data they share aligns with one another, even if the underlying databases or data models differ.

## **5. Challenges in Conceptual Schema Design**

- **Complexity:** Designing a comprehensive conceptual schema for large and complex domains can be challenging. It requires carefully defining entities, relationships, and constraints that are both precise and flexible enough to accommodate future knowledge and reasoning needs.
- **Consistency:** Ensuring that the conceptual schema is logically consistent and free of contradictions is crucial for reliable reasoning. Inconsistent schemas can lead to incorrect conclusions or flawed inferences.
- **Scalability:** As the domain of knowledge grows, the conceptual schema must scale to accommodate new concepts, relationships, and constraints without becoming overly complicated or difficult to manage.
- **Interpretation Across Domains:** When sharing knowledge between different domains or systems, interpreting and aligning the conceptual schemas can be difficult, especially when domain-specific language or terminology differs.

## Accommodating multiple paradigms:

In **Knowledge Representation and Reasoning (KRR)**, **multiple paradigms** refer to the different approaches or frameworks used to represent and reason about knowledge. Each paradigm has its own strengths and is suited for specific tasks, but they often come with trade-offs in terms of complexity, expressiveness, computational efficiency, and ease of use.

Accommodating multiple paradigms in KRR is important because real-world domains often require flexibility in how knowledge is represented and reasoned about. Different kinds of knowledge may require different representational strategies, and the reasoning processes needed to process this knowledge may vary as well.

### 1. Why Accommodate Multiple Paradigms in KRR?

There are several reasons for accommodating multiple paradigms in KRR:

- **Diverse Knowledge Types:** Different kinds of knowledge (e.g., factual, uncertain, qualitative, or temporal knowledge) may be best represented using different paradigms. For example, **logical reasoning** is suited for deterministic, structured knowledge, while **probabilistic reasoning** might be better for uncertain or incomplete knowledge.
- **Domain-specific Needs:** Some domains may require a blend of paradigms. For instance, in **medical diagnostics**, symbolic reasoning (e.g., ontologies for disease classification) might need to be combined with **fuzzy logic** for handling imprecise patient data or **probabilistic reasoning** for uncertainty in test results.
- **Hybrid Reasoning:** Many real-world problems involve both **deductive reasoning** (from general principles to specific conclusions) and **inductive reasoning** (deriving general principles from specific observations). Accommodating multiple paradigms allows systems to reason in different ways depending on the problem.

- **Practical Flexibility:** Different tasks within a system may require different kinds of reasoning (e.g., constraint satisfaction for planning and optimization, or probabilistic models for prediction), so integrating multiple paradigms allows the system to be more versatile and capable.

## 2. Key Paradigms in Knowledge Representation and Reasoning

Some of the most prominent paradigms in KRR include:

### *a) Symbolic Logic-Based Paradigms*

- **Classical Logic:** Uses formal languages (like propositional and predicate logic) to represent knowledge and reason deductively. These approaches are precise and allow for exact reasoning.
- **Description Logic (DL):** A subset of logic specifically designed for representing structured knowledge, especially in **ontologies** and **semantic web** applications. DL supports reasoning about concepts (classes), relationships (roles), and individuals (instances).
- **Nonmonotonic Logic:** Deals with reasoning where the set of conclusions may change as new information is added (e.g., in the case of default reasoning). This contrasts with classical logic, where conclusions cannot be retracted once they are established.

### *b) Probabilistic Paradigms*

- **Bayesian Networks:** A graphical model used for representing probabilistic relationships between variables. It allows for reasoning under uncertainty, where the relationships are modeled probabilistically.
- **Markov Logic Networks (MLN):** Combines aspects of Markov networks (probabilistic graphical models) with first-order logic. MLNs are useful for handling uncertain, incomplete, or noisy knowledge while retaining the expressiveness of logical models.
- **Fuzzy Logic:** A form of logic that deals with reasoning that is approximate rather than fixed and exact. Fuzzy logic handles vagueness and imprecision by allowing truth values to range between 0 and 1, rather than just being true or false.

### *c) Case-Based Reasoning (CBR)*

- **Case-Based Reasoning:** Involves solving new problems by referencing solutions to similar past problems (cases). It is commonly used in domains like legal reasoning or medical diagnosis, where historical data plays a critical role in reasoning.

#### *d) Commonsense Reasoning and Default Logic*

- **Commonsense Reasoning:** Focuses on the type of everyday reasoning humans perform intuitively. This reasoning often involves handling ambiguous, incomplete, or contradictory knowledge, which can be represented using frameworks like **default logic**, **circumscription**, and **nonmonotonic logic**.

#### *e) Temporal and Spatial Reasoning*

- **Temporal Logic:** Deals with reasoning about time and events. It is essential in domains that involve planning, scheduling, or actions over time (e.g., robotics or process modeling).
- **Spatial Logic:** Focuses on reasoning about space and geometric properties of the world, useful in geographical information systems (GIS), robotics, and other spatially-oriented domains.

#### *f) Hybrid Systems and Multi-Paradigm Reasoning*

- **Multi-Agent Systems (MAS):** Agents in MAS may use different KRR paradigms to represent knowledge. For example, an agent may use **symbolic logic** to represent general knowledge, while employing **probabilistic reasoning** to handle uncertainty in specific situations.
- **Hybrid Models:** These combine different reasoning paradigms in a single system, like **fuzzy-logic-based expert systems** that combine symbolic and fuzzy reasoning, or **Bayesian networks with description logic** to model both uncertain and structured knowledge.

### **3. Approaches to Accommodating Multiple Paradigms**

To combine multiple paradigms in KRR, a system must be able to seamlessly integrate different representational methods and reasoning techniques. Some approaches include:

#### *a) Layered or Modular Architectures*

In a modular approach, different paradigms are organized into separate layers or modules, each handling a specific type of knowledge or reasoning. Each module can communicate with others as needed, allowing for flexible and adaptable reasoning processes.

- **Example:** In a robotics system, one module might handle **symbolic planning** (logical reasoning), another might handle **sensor fusion** using **probabilistic models**, and a third might use **fuzzy logic** for interpreting vague sensor data.

### *b) Ontology-Based Integration*

Ontologies are often used as an intermediate layer that can accommodate multiple reasoning paradigms. An ontology represents the conceptual structure of a domain, and reasoning modules based on different paradigms (such as logical, probabilistic, or fuzzy) can be integrated through a shared ontology.

- **Example:** In a healthcare system, an ontology might define medical terms and relationships (using description logic), while different reasoning engines can use the ontology to perform **logical reasoning**, **probabilistic inference** (for diagnosis), or **fuzzy reasoning** (for interpreting imprecise patient data).

### *c) Hybrid Reasoning Engines*

Some systems employ hybrid reasoning engines that can operate across different paradigms. These engines are designed to support multiple reasoning methods within a single framework.

- **Example:** A system might have a **probabilistic reasoning engine** for handling uncertainty and a **logic-based reasoning engine** for handling structured knowledge. The system can switch between or combine these engines depending on the context of the reasoning task.

### *d) Interfacing and Integration Technologies*

Systems that accommodate multiple paradigms often rely on specific interfacing and integration technologies, such as:

- **SPARQL and other Query Languages:** These can allow reasoning across different knowledge bases or models (e.g., querying an RDF-based ontology alongside a probabilistic model).
- **Distributed Reasoning:** Distributed systems can employ different reasoning paradigms on different nodes, each focusing on a particular type of reasoning (e.g., classical logic on one node, fuzzy logic on another).

## **4. Challenges in Accommodating Multiple Paradigms**

- **Complexity:** Integrating different paradigms can increase the complexity of the system. Each reasoning engine may have its own set of assumptions, languages, and computational requirements, making it challenging to create a coherent system.
- **Performance:** Combining different reasoning paradigms can lead to performance issues, especially if each paradigm requires substantial computation or memory. Ensuring that the system remains efficient when reasoning with large, complex knowledge bases is a challenge.
- **Semantic Alignment:** Different paradigms may have different interpretations of concepts or relationships. Aligning these differences (e.g., between symbolic logic and fuzzy

logic) can be challenging, especially when dealing with inconsistent or ambiguous knowledge.

- **Consistency:** When multiple paradigms are used, ensuring consistency between the different reasoning processes is difficult. The system must guarantee that conclusions drawn from one paradigm do not contradict those drawn from another.

## 5. Example of Multiple Paradigms in Action

Consider an **autonomous vehicle** system that uses multiple paradigms:

- **Symbolic Logic:** The vehicle might use logical reasoning for path planning, such as determining the best route given road constraints (e.g., traffic signals, road closures).
- **Fuzzy Logic:** The vehicle uses fuzzy logic to interpret vague sensory inputs, such as the distance between the vehicle and an object, considering imprecise sensor readings.
- **Probabilistic Reasoning:** The system uses Bayesian networks or Markov decision processes to handle uncertainties in the environment, such as predicting the behavior of other drivers.
- **Temporal Logic:** The vehicle uses temporal reasoning for decision-making that involves actions over time, such as stopping at an intersection or responding to a pedestrian's movement.

## Relating different knowledge representations:

In **Knowledge Representation and Reasoning (KRR)**, the primary objective is to represent knowledge about the world in ways that enable machines to reason and make intelligent decisions. However, knowledge is often represented using various **formalisms** or **paradigms**, each suited for different types of reasoning, tasks, or domains. These representations may include **logical systems**, **probabilistic models**, **semantic networks**, **ontologies**, and **fuzzy systems**, among others. One of the key challenges in KRR is **relating** or **integrating** these different knowledge representations to create a unified system capable of handling diverse types of knowledge.

This task of relating different representations allows for a more holistic and flexible approach to reasoning, enabling the system to leverage the strengths of each representation depending on the situation.

### 1. Why Relate Different Knowledge Representations in KRR?

- **Complexity of the World:** The real world is complex, and knowledge about it is often multifaceted. Some parts of knowledge may be best represented in a logical form, while others may be better suited to probabilistic reasoning or fuzzy logic. Relating different representations allows systems to capture the full complexity of the world.



- **Domain-Specific Needs:** Different domains (e.g., medicine, robotics, finance) often require specific knowledge representations. For instance, in healthcare, medical ontologies may be used to represent diseases, but **probabilistic models** might be used to represent diagnostic uncertainty. Relating these representations allows for more effective reasoning across domains.
- **Rich Reasoning Capabilities:** Different knowledge representations support different kinds of reasoning. For example, **deductive reasoning** might be used for certain types of logical knowledge, while **inductive** or **abductive reasoning** might be required for probabilistic or heuristic-based knowledge. Relating the representations allows the system to reason in a more comprehensive manner.
- **Interoperability:** Different systems may represent knowledge using different paradigms (e.g., one system using symbolic logic, another using probabilistic models). Relating these representations facilitates **interoperability** across systems, enabling them to communicate and share knowledge.

## 2. Types of Knowledge Representations

To relate different knowledge representations, we first need to recognize the major types of representations in KRR. These include:

### *a) Logical Representations (Symbolic Logic)*

- **Propositional Logic:** Deals with simple propositions and their combinations (e.g., "A AND B", "A OR B").
- **Predicate Logic (First-Order Logic):** Extends propositional logic by introducing predicates, functions, and quantifiers (e.g., "For all x, if x is a dog, then x is a mammal").
- **Description Logic:** Used for ontologies and knowledge graphs, it allows reasoning about concepts (classes), relationships (roles), and instances (individuals).

### *b) Probabilistic Representations*

- **Bayesian Networks:** A graphical model for representing probabilistic dependencies among variables.
- **Markov Logic Networks:** Combine first-order logic with probabilistic reasoning to handle uncertainty in structured domains.
- **Markov Decision Processes:** Used for decision-making under uncertainty in domains like robotics and autonomous vehicles.

### *c) Fuzzy Representations*

- **Fuzzy Logic:** Extends classical Boolean logic to handle reasoning with degrees of truth, useful for handling imprecision or vagueness.

- **Fuzzy Sets:** Used for representing concepts that do not have crisp boundaries (e.g., "tall" people, where height is fuzzy rather than precise).

#### *d) Semantic Networks and Frames*

- **Semantic Networks:** Graph-based representations of knowledge where nodes represent concepts and edges represent relationships between them.
- **Frames:** Structure data with attributes and values, used for representing entities in a way that is similar to object-oriented programming.

#### *e) Ontologies*

- **Ontology-Based Representation:** A formal, explicit specification of a shared conceptualization. Ontologies are used to define concepts, relationships, and categories in a domain and support reasoning with complex, structured knowledge.

#### *f) Case-Based Reasoning (CBR)*

- **CBR:** Uses past cases or experiences to solve new problems. It is particularly useful in domains where prior knowledge is critical, like medical diagnosis or legal reasoning.

### **3. Relating Different Knowledge Representations**

Different paradigms of knowledge representation have their strengths and weaknesses, and the key challenge in KRR is to **integrate** them in a way that makes use of their advantages while minimizing their disadvantages. Here are several approaches for relating different knowledge representations:

#### *a) Mapping and Transformation*

One way to relate different representations is through **mapping** or **transformation** between the representations. This approach involves defining a correspondence between elements in different models.

- **Example:** Suppose you have a **logical model** representing the relationship "if it rains, the ground is wet" (expressed in **propositional logic**). In a **probabilistic model**, this could be mapped to a **probability distribution** (e.g., "there is a 70% chance that the ground will be wet if it rains").
- **Challenges:** Mappings are often not straightforward because different representations have different assumptions and expressiveness. For instance, mapping from a **fuzzy set** to a **probabilistic model** may require approximations, and mappings from **logical** to **fuzzy** reasoning might introduce ambiguities.

### *b) Hybrid Systems*

Hybrid systems combine multiple representations and reasoning mechanisms into a single, unified framework. This approach allows the system to switch between representations depending on the context of reasoning.

- **Example:** In an **autonomous vehicle**, one part of the system might use **logic-based reasoning** for path planning (symbolic knowledge), while another part uses **fuzzy logic** for interpreting sensor data (imprecision) and **probabilistic reasoning** to predict the likelihood of obstacles.
- **Integration:** Hybrid systems typically require **bridging mechanisms** to ensure smooth interaction between different representations, such as common interfaces, translation layers, or shared ontologies.

### *c) Ontologies and Semantic Interoperability*

**Ontologies** are often used as a shared framework for relating different knowledge representations. An ontology defines the common vocabulary and concepts for a domain, providing a unifying structure that different systems can use to represent knowledge.

- **Example:** A healthcare ontology might define concepts such as "Disease," "Symptom," and "Treatment," and link these concepts to probabilistic models (e.g., Bayesian networks for diagnosis), symbolic models (e.g., rules for treatment), and fuzzy models (e.g., fuzzy classifications of disease severity).
- **Interoperability:** Using an ontology allows systems with different knowledge representations to share and exchange knowledge in a common format. For example, an ontology could be used to map between a **logical representation** of medical concepts and a **fuzzy model** that represents vague concepts like "mild symptoms."

### *d) Layered or Modular Systems*

A layered approach involves organizing different knowledge representations into separate modules, each handling a different type of reasoning. These modules can then communicate or interact to achieve reasoning goals.

- **Example:** A robotic system might have:
  - A **symbolic logic** layer for basic task planning (e.g., "move the object to the left").
  - A **fuzzy logic** layer for handling noisy sensor data (e.g., interpreting vague measurements like "close" or "far").
  - A **probabilistic reasoning** layer for making decisions under uncertainty (e.g., choosing the most likely path based on sensor readings).

- **Coordination:** The modules must be able to exchange information or results with each other. This often requires a **mediator** or **coordination mechanism** to ensure that different reasoning processes operate cohesively.

#### *e) Multi-Paradigm Reasoning*

Multi-paradigm reasoning involves simultaneously using multiple paradigms in a complementary fashion, where each paradigm is responsible for a different type of reasoning task, and the results are integrated.

- **Example:** A decision support system for **weather forecasting** could use:
  - **Logic-based reasoning** for reasoning about causal relationships (e.g., "If the temperature is below freezing, then snow is likely").
  - **Probabilistic reasoning** for uncertain predictions (e.g., predicting the probability of rain).
  - **Fuzzy logic** for handling imprecise or vague input (e.g., "high probability of snow" vs. "low probability of snow").
- **Challenges:** Ensuring the consistency and coherence of reasoning when using multiple paradigms. There may be different levels of uncertainty, and reasoning with these diverse sources of information requires careful coordination.

## **4. Challenges in Relating Different Knowledge Representations**

- **Semantic Mismatch:** Different representations might define concepts and relationships in incompatible ways, making it difficult to relate them. For instance, **fuzzy sets** might represent uncertainty differently from **probabilistic models**, and **symbolic logic** may have a different interpretation of the same concept.
- **Complexity:** Integrating diverse paradigms introduces additional complexity in system design, especially when different reasoning mechanisms have different performance characteristics.
- **Consistency:** Ensuring consistency across different knowledge representations is a major challenge. For example, integrating **fuzzy logic** and **logical reasoning** might lead to inconsistencies because they handle uncertainty in different ways.
- **Efficiency:** Combining different representations might lead to computational inefficiencies, especially if reasoning engines are not designed to work together efficiently.

### **Language patterns:**

In **Knowledge Representation and Reasoning (KRR)**, **language patterns** refer to the structured ways in which knowledge is expressed, communicated, and reasoned about within a system. These patterns are crucial because they shape how information is encoded, how systems process and manipulate that information, and how reasoning processes are executed. Different

**languages** and **formal systems** in KRR offer varying methods for representing knowledge, and the choice of language can significantly impact both the expressiveness and efficiency of reasoning tasks.

The study of language patterns in KRR involves understanding how **syntactic structures**, **semantics**, and **pragmatics** (in a computational sense) influence the representation and reasoning processes. It also addresses how different kinds of knowledge, such as **procedural**, **declarative**, **temporal**, or **uncertain knowledge**, can be represented using appropriate language patterns.

## 1. Types of Languages in KRR

Several formal languages are employed in KRR to represent different kinds of knowledge. These languages often have specific **syntactic rules** (how knowledge is structured) and **semantic interpretations** (how the knowledge is understood and processed by the system).

### *a) Logical Languages*

- **Propositional Logic:** In propositional logic, knowledge is represented using simple **propositions** (e.g., "It is raining") that can be combined using logical connectives (AND, OR, NOT). These connectives allow systems to reason about combinations of facts.
  - **Language Pattern:** " $P \wedge Q$ " (P and Q), where P and Q are propositions.
- **First-Order Logic (Predicate Logic):** A more expressive language that can represent knowledge about **objects** and their **properties**. It allows the use of predicates (e.g., "is a dog," "is tall") and quantifiers (e.g., "For all," "There exists").
  - **Language Pattern:** " $\forall x \text{ Dog}(x) \rightarrow \text{Mammal}(x)$ " (For all x, if x is a dog, then x is a mammal).
- **Description Logic:** A subset of first-order logic specifically designed for representing **ontologies**. It uses concepts (classes), roles (relationships), and individuals to describe the world.
  - **Language Pattern:** " $\text{Person} \sqsubseteq \exists \text{hasChild. Person}$ " (A person is someone who has at least one child who is also a person).

### *b) Probabilistic and Uncertain Languages*

- **Bayesian Networks:** A probabilistic graphical model used to represent uncertainty. Nodes represent variables, and edges represent probabilistic dependencies. Language patterns include **conditional probability distributions** between variables.
  - **Language Pattern:** " $P(A | B)$ " (the probability of A given B).
- **Markov Logic Networks:** Combine first-order logic with probabilistic reasoning. They use logical formulas with associated weights to express uncertainty in relational data.
  - **Language Pattern:** " $\exists x (\text{Bird}(x) \rightarrow \text{Fly}(x))$ " (There exists an x such that if x is a bird, then x can fly), where the rule is probabilistic.

- **Fuzzy Logic:** Uses a continuum of truth values between 0 and 1, rather than a binary true/false distinction. This is useful for representing **vague** or **imprecise knowledge**.
  - **Language Pattern:** " $T(x) = 0.7$ " (The truth value of  $x$  is 0.7, which indicates partial truth).

### *c) Temporal and Spatial Languages*

- **Temporal Logic:** Used to represent and reason about time. It allows expressing properties of actions and events over time, such as "event A will eventually happen" or "event B happens until event C occurs."
  - **Language Pattern:** " $G(p \rightarrow Fq)$ " (Globally, if  $p$  happens, then  $q$  will eventually happen).
- **Spatial Logic:** Deals with reasoning about space and spatial relationships. It is used in geographic information systems (GIS), robotics, and other areas where spatial reasoning is important.
  - **Language Pattern:** " $\text{Near}(x, y)$ " ( $x$  is near  $y$ ).

### *d) Ontological and Frame-Based Languages*

- **Frame-Based Languages:** Frames are data structures used to represent stereotypical knowledge about concepts, with slots for different attributes. These languages are particularly useful for representing **object-oriented knowledge**.
  - **Language Pattern:** "Car: {hasWheels: 4, color: red, type: sedan}".
- **RDF (Resource Description Framework) and OWL (Web Ontology Language):** These are formal languages used to represent and share structured knowledge on the web. RDF uses a **subject-predicate-object** triple structure to represent facts, and OWL extends RDF to support more complex ontologies.
  - **Language Pattern:** "ex:John ex:hasAge 30" (John has age 30).

### *e) Natural Language Processing (NLP) in KRR*

- **Natural Language:** KRR systems sometimes need to process and understand natural language to acquire or interpret knowledge. This is often done through **text parsing**, **syntactic analysis**, and **semantic interpretation**.
  - **Language Pattern:** "John is a student" (Natural language can be parsed into a structured representation, e.g., " $\text{John} \in \text{Student}$ ").

## **2. Language Patterns for Different Types of Knowledge**

Different knowledge types require different language patterns to accurately capture their meaning and structure.

#### *a) Declarative Knowledge*

- This type of knowledge represents facts, rules, or descriptions of the world (e.g., "A cat is a mammal").
- **Language Pattern:** In **first-order logic**: " $\text{Cat}(x) \rightarrow \text{Mammal}(x)$ " (If x is a cat, then x is a mammal).

#### *b) Procedural Knowledge*

- Represents how things are done or how actions are performed (e.g., algorithms or procedures). It is often captured using **rules** or **plans**.
- **Language Pattern:** In **production rules**: "IF condition THEN action" (IF it is raining, THEN bring an umbrella).

#### *c) Descriptive Knowledge*

- Captures **facts** and **relationships** about objects or concepts.
- **Language Pattern:** In **ontologies**: " $\text{Human} \in \text{Mammals}$ " (Humans are a type of Mammal).

#### *d) Causal Knowledge*

- Describes cause-effect relationships. These are critical in domains like **medical diagnostics**, **engineering**, and **systems modeling**.
- **Language Pattern:** In **causal networks**: "If A happens, then B will likely happen" (This might be represented probabilistically or with logical inference).

#### *e) Temporal Knowledge*

- Describes how knowledge changes over time, often requiring **temporal logics** or **interval-based representations**.
- **Language Pattern:** In **temporal logic**: "Eventually P" (P will eventually hold true).

#### *f) Uncertain Knowledge*

- Represents knowledge with uncertainty, such as **probabilities**, **fuzzy values**, or **possibilities**.
- **Language Pattern:** In **fuzzy logic**: " $T(x) = 0.7$ " (x is 70% true).

### **3. Language Patterns for Reasoning**

Reasoning in KRR involves deriving new facts from existing knowledge. Language patterns facilitate different kinds of reasoning processes:

#### *a) Deductive Reasoning*

- Deriving conclusions from general rules. Common in **first-order logic** and **description logic**.

- **Language Pattern:** Modus Ponens (If  $P \rightarrow Q$ , and  $P$  is true, then  $Q$  is true).

#### *b) Inductive Reasoning*

- Drawing general conclusions from specific observations, often used in **machine learning** and **case-based reasoning**.
- **Language Pattern:** "All observed swans are white" (Inductive generalization).

#### *c) Abductive Reasoning*

- Inferring the best explanation for a given set of observations, commonly used in **diagnostic systems**.
- **Language Pattern:** "If  $X$  causes  $Y$ , and  $Y$  is observed, then  $X$  is likely to have occurred."

#### *d) Nonmonotonic Reasoning*

- Involves drawing conclusions that can change when new information is introduced, used in systems that handle incomplete or evolving knowledge.
- **Language Pattern:** "It is raining, so it is wet outside. But if it stops raining, it may dry up."

### 4. Challenges and Issues in Language Patterns in KRR

- **Ambiguity:** Natural language and even formal languages may have **ambiguous interpretations**, leading to issues in reasoning and knowledge acquisition.
- **Expressiveness vs. Complexity:** More expressive languages (e.g., first-order logic, RDF/OWL) are computationally more complex and harder to process, which can be a problem in large-scale systems.
- **Inconsistency:** Different knowledge representations might lead to contradictory conclusions. Ensuring **consistency** in reasoning is a key challenge.
- **Interoperability:** Relating different **language patterns** used by different systems (e.g., **symbolic logic** vs. **probabilistic models**) is difficult, requiring complex **translation** or **mapping** between languages.

### Tools for knowledge acquisition:

In **Knowledge Representation and Reasoning (KRR)**, **knowledge acquisition** refers to the process of gathering, capturing, and structuring information from various sources to be used for reasoning and decision-making. Knowledge acquisition tools are essential for extracting explicit or implicit knowledge from humans, documents, databases, or sensors and transforming that knowledge into a form that can be represented and reasoned with by a machine.

There are a variety of tools and techniques for knowledge acquisition in KRR, ranging from traditional **manual approaches** to more sophisticated **automated systems** powered by **machine learning**, **natural language processing (NLP)**, and **expert systems**. These tools aim to



facilitate the encoding, representation, and management of knowledge in a way that is consistent and useful for reasoning processes.

## 1. Knowledge Engineering Tools

### *a) Expert Systems*

- **Expert Systems** are one of the most widely used tools for knowledge acquisition. These systems simulate the decision-making ability of a human expert in a specific domain by using knowledge bases and inference engines.
- **Examples:**
  - **MYCIN:** A medical expert system designed to diagnose bacterial infections.
  - **DENDRAL:** A system used for chemical analysis and molecular structure determination.
- **How it works:** Expert systems often use **knowledge acquisition tools** to allow domain experts to encode their knowledge, typically in the form of rules or **production rules** (e.g., "IF X THEN Y").

### *b) Knowledge Acquisition from Human Experts*

- **Manual Knowledge Elicitation** is a process of interviewing or interacting with human experts to extract their expertise. This can involve direct interviews, surveys, or group discussions.
- **Tools:**
  - **Knowledge Elicitation Toolkits:** These are sets of methodologies and tools to help experts articulate and formalize their knowledge. Examples include **structured interviews**, **questionnaires**, and **concept maps**.
  - **Cognitive Task Analysis (CTA):** A technique for understanding how experts perform tasks and what kind of knowledge is involved. Tools supporting CTA include software like **CogTool** or **TaskAnalyzer**.

### *c) Knowledge Acquisition from Documents*

- **Text Mining** and **Natural Language Processing (NLP)** tools can extract knowledge from documents such as manuals, books, research papers, or other textual resources.
  - **Text Mining Tools:**
    - **Apache Tika:** A content detection and extraction tool that can be used for processing documents in various formats.
    - **NLTK (Natural Language Toolkit):** A Python library for working with human language data, useful for extracting information from text.
  - **Information Extraction (IE):** Techniques that automatically extract structured knowledge from unstructured text, such as named entity recognition (NER), relationship extraction, and event extraction.
  - **Entity-Relationship Extraction:** Tools like **Stanford NLP** or **SpaCy** can identify entities (e.g., people, organizations, locations) and relationships (e.g., "works for", "located in").

## 2. Machine Learning (ML) and Data Mining Tools

### *a) Supervised Learning*

- **Supervised learning** algorithms are trained on labeled data to predict outcomes or classify data. These algorithms are widely used for acquiring knowledge from structured data sources such as databases.
  - **Tools:**
    - **Scikit-learn:** A popular Python library for machine learning, supporting various algorithms such as decision trees, support vector machines (SVM), and random forests.
    - **TensorFlow and PyTorch:** Libraries for deep learning that can be used for more complex knowledge acquisition from large datasets.

### *b) Unsupervised Learning*

- **Unsupervised learning** algorithms identify patterns or structures in data without labeled outcomes. These tools are often used to explore **clusters** or **anomalies** in data that may represent new knowledge or relationships.
  - **Tools:**
    - **K-means Clustering:** A popular algorithm used for clustering data based on similarities.
    - **Principal Component Analysis (PCA):** Used for dimensionality reduction and to extract important features from large datasets.

### *c) Data Mining Tools*

- **Data Mining** involves analyzing large datasets to uncover hidden patterns, associations, and trends that can lead to new knowledge. Techniques like **association rule mining**, **clustering**, and **regression analysis** are common.
  - **Tools:**
    - **WEKA:** A collection of machine learning algorithms for data mining tasks, such as classification, regression, and clustering.
    - **RapidMiner:** A data science platform for analyzing large datasets and building predictive models.
    - **Orange:** A visual programming tool for machine learning, data mining, and analytics.

## 3. Ontology and Semantic Web Tools

### *a) Ontology Engineering Tools*

- **Ontologies** provide a formal structure to represent knowledge in a domain, defining concepts and the relationships between them. Tools for building, editing, and reasoning with ontologies play a vital role in knowledge acquisition.
  - **Tools:**
    - **Protégé:** An open-source ontology editor and framework for building knowledge-based applications. It supports the creation of ontologies using languages such as **OWL (Web Ontology Language)** and **RDF**.
    - **TopBraid Composer:** A tool for building and managing semantic web ontologies, especially useful for working with **RDF** and **OWL**.
    - **NeOn Toolkit:** An integrated environment for ontology engineering, which supports the creation, visualization, and management of ontologies.

### *b) Reasoning Tools for Ontologies*

- These tools allow systems to reason with ontologies, verifying logical consistency and inferring new facts from the represented knowledge.
  - **Tools:**
    - **Pellet:** A powerful reasoner for OWL and RDF that supports both **real-time reasoning** and **query answering**.
    - **HermiT:** An OWL reasoner that can be used to check the consistency of ontologies and infer additional knowledge.

### *c) Semantic Web Tools*

- **Semantic Web** technologies aim to make data on the web machine-readable and allow systems to interpret the meaning of the data. Tools for semantic web development help acquire knowledge by leveraging web-based resources.
  - **Tools:**
    - **Apache Jena:** A framework for building semantic web applications, including tools for RDF, SPARQL querying, and reasoning.
    - **Fuseki:** A server for serving RDF data and querying it using SPARQL.

## **4. Crowdsourcing and Collective Intelligence Tools**

### *a) Crowdsourcing Platforms*

- **Crowdsourcing** involves obtaining information or solving problems by soliciting input from a large group of people. These platforms can be used to acquire knowledge or validate existing knowledge.
  - **Tools:**

- **Amazon Mechanical Turk:** A platform where tasks can be distributed to human workers, which can be used to collect information, validate facts, or annotate datasets.
- **Zooniverse:** A citizen science platform that allows large numbers of people to contribute to data collection and knowledge acquisition.

#### *b) Collective Intelligence Platforms*

- Platforms that aggregate and synthesize knowledge from large groups of users. These tools can acquire and refine knowledge by leveraging the wisdom of crowds.
  - **Tools:**
    - **Wikidata:** A collaborative knowledge base that can be used to acquire and organize structured knowledge in various domains.
    - **DBpedia:** A project that extracts structured data from Wikipedia, enabling the integration of vast amounts of human knowledge.

## 5. Interactive Knowledge Acquisition Tools

#### *a) Knowledge Discovery Tools*

- These tools allow users to interactively explore datasets, hypotheses, and reasoning processes to discover and validate knowledge.
  - **Tools:**
    - **KNIME:** An open-source platform for data analytics, reporting, and integration that supports workflows for interactive knowledge discovery and machine learning.
    - **Qlik Sense:** A data discovery tool that can be used to analyze and explore knowledge through data visualizations and dynamic dashboards.

#### *b) Cognitive Modeling Tools*

- These tools simulate human cognition and reasoning processes, which can be used to acquire knowledge by modeling how humans think and process information.
  - **Tools:**
    - **ACT-R (Adaptive Control of Thought-Rational):** A cognitive architecture used to model human knowledge and decision-making processes.
    - **Soar:** A cognitive architecture for developing systems that simulate human-like reasoning and learning processes.

## 6. Challenges and Considerations in Knowledge Acquisition Tools

- **Data Quality:** Knowledge acquisition tools are only as good as the data they work with. Low-quality data can lead to inaccurate or incomplete knowledge being represented.

- **Scalability:** Tools must be able to handle large amounts of data, especially in domains like healthcare, finance, or IoT, where vast quantities of information are continuously generated.
- **Human Expertise:** Many knowledge acquisition tools rely on expert input or interaction, making **expert availability** and **knowledge elicitation** processes critical for success.
- **Interoperability:** Knowledge acquisition tools should be able to integrate with different systems and support various knowledge representation formats.